



# 2016 BETHUNE-COOKMAN FOOTBALL GAME NOTES

Bethune-Cookman Athletic Communications • 640 Dr. Mary McLeod Bethune Blvd. • Daytona Beach, FL 32114  
BCUathletics.com • Facebook: Facebook.com/BCUathletics • Twitter: @BCUGridIron • Instagram: @BCUathletics  
Home to Eight MEAC Championships (1984, 1988, 2002, 2010, 2012, 2013, 2014, 2015)

## GAME INFORMATION

**Date / Time:** Sat., Nov. 5, 2016 / 1 p.m. EST  
**Site:** Baltimore, Md. / Hughes Stadium (10,001)  
**National TV:** None  
**Regional Radio:** WELE 1380 AM / WSIR 1490 AM / WSOS 99.5 FM & 1170 AM  
**Play-by-Play:** Nick Rice; **Color:** Larry Wesley;  
**Analyst:** Steve Allen  
**Satellite Radio:** None  
**Live Video Stream:** None  
**Twitter Updates:** @BCUGridIron / @BCUathletics  
**Series:** Bethune-Cookman leads, 21-7  
**Daytona Beach:** Bethune-Cookman leads, 9-4  
**Baltimore:** Bethune-Cookman leads, 9-2  
**Neutral Site:** Bethune-Cookman leads, 3-1  
**First Meeting:** 1986 — W, 52-9  
**Last Meeting:** 2015 — W, 38-14  
**Streak:** Bethune-Cookman, 4 wins

## BETHUNE-COOKMAN 2-5, 2-3 MEAC

**2016:** 2-5, 2-3 MEAC  
**Ranking:** NR — STATS, NR — Coaches  
**Last Game:** Oct. 29, 2016 (Daytona Beach, Fla.)  
defeated Delaware State, 41-10  
**Head Coach:** Terry Sims (Knoxville, 1994)  
**Career:** 11-7 (2nd season)  
**at B-CU:** 11-7 (2nd season)  
**vs. MSU:** 1-0  
**Twitter:** @BCUGridIron / @CoachTSims

## MORGAN STATE 2-5, 2-3 MEAC

**2016:** 2-5, 2-3 MEAC  
**Ranking:** NR — STATS, NR — Coaches  
**Last Game:** Oct. 29, 2016 (Norfolk, Va.)  
lost to Norfolk State, 21-14  
**Head Coach:** Fred T. Farrier (Holy Cross, 1994)  
**Career:** 21-29 (4th season)  
**at MSU:** 2-5 (1st season)  
**vs. B-CU:** 0-0  
**Twitter:** @MorganStBears

## B-CU COMMUNICATIONS

**Bryan J. Harvey** (Primary Contact) *Asst. AD for Communications*  
O: 386-481-2206 C: 757-268-4561 E: harveyb@cookman.edu  
**Andrea Wheeler** *Assoc. Communications Director*  
O: 386-481-2278 C: 919-806-6689 E: wheeler@cookman.edu  
**Dan Ryan** *Asst. Director/Historian*  
O: 386-481-2240 C: 801-376-6883 E: ryand@cookman.edu  
**Jasmine Alston** *Graphics Coordinator*  
O: 386-481-2278 C: 336-457-7808 E: alstonj@cookman.edu

## GAMEDAY HASHTAGS

#MSUvsBCU

#BeatMorgan

#BearsDown

Fans and media are encouraged to use the hashtags #BeatMorgan and #BearsDown when posting or following social media content related to Saturday's game between the Wildcats and Bears.

## GAME 8

DAYTONA BEACH, FLA. (MUNICIPAL STADIUM)



## NR/NR BETHUNE-COOKMAN WILDCATS (2-5, 2-3)

**Head Coach:** Terry Sims (Knoxville, 1994)

**Career Record:** 11-7 (2nd season), **Record at B-CU:** 11-7 (2nd season), **Record vs. MSU:** 1-0



## NR/NR MORGAN STATE BEARS (2-5, 2-3)

**Head Coach:** Fred T. Farrier (Holy Cross, 1994)

**Career Record:** 21-29 (4th season), **Record at MSU:** 2-5 (1st season), **Record vs. B-CU:** 0-0

## 2016 STATISTICAL LEADERS

### RUSHING

	G	ATT	GAIN	LOSS	NET	AVG	TD	LG	YPG
Jamaruz Thompkins	7	49	274	18	256	5.2	3	39	36.6
Tupac Isme	7	46	244	10	234	5.1	1	21	33.4
Cameron Rigby	7	39	245	16	229	5.9	3	50	32.7

### PASSING

	G	EFF	C-A-I	PCT	YDS	TD	LG	AVG/G
Larry Brihm, Jr.	6	132.39	64-121-3	52.9	863	9	67	143.8
Akevious Williams	7	72.06	24-53-5	45.3	288	0	40	41.1

### RECEIVING

	G	NO	YDS	AVG	TD	LG	AVG/G
Frank Brown	7	21	351	16.7	6	67	50.1
Jawill Davis	7	21	310	14.8	1	39	44.3
Jaime Wilson	7	13	92	7.1	0	24	13.1

## STORY LINES

- Uriel Hernandez is this week's Mid-Eastern Athletic Conference (MEAC) Specialist of the Week.
- Since 2000, Bethune-Cookman owns a record of 46-17 in the month of October, ending with a 41-10 win a week ago against Delaware State.
- Bethune-Cookman has not allowed an opponent to score on the opening drive of a game all season, and the streak stretches back to Sept. 26, 2015 against Savannah State when the Tigers accomplished the task.
- The Wildcats are ranked ninth in the NCAA FCS with a 17.54 punt return average, aided by the play of Frank Brown and Jaime Wilson
- Receiver Jawill Davis has caught a pass in 18 consecutive games.
- Jawill Davis and Trevin Huff have each started in 17 consecutive games on the offensive side of the ball, while Phillip Norman is just behind them with 15 consecutive starts along the offensive line.

## 2016 SCHEDULE / RESULTS

	Sept. 4	ALCORN STATE (MEAC/SWAC Challenge)	ESPN	CANCELED
		Daytona Beach, Fla. / Municipal Stadium (9,601) / Game cancelled in second quarter due to inclement weather		
	Sept. 10	at North Texas		L, 20-41
		Denton, Texas / Apogee Stadium (30,850) / Diquan Richardson: 9 tackles, 1 interception, 1 touchdown		
	Sept. 17	TENNESSEE STATE	CATEYE	L, 24-31
		Daytona Beach, Fla. / Municipal Stadium (9,601) / Jamaruz Thompkins: 7 rushes, 57 yards, 1 TD		
	Sept. 24	at Savannah State*		L, 10-16 (OT)
		Savannah, Ga. / Ted Wright Stadium (8,500) / DiShawn Ray: 6 tackles, 1 forced fumble, 1 fumble recovery		
	Oct. 1	N.C. CENTRAL* (Think Pink)	CATEYE	L, 14-31
		Daytona Beach, Fla. / Municipal Stadium (9,601) / Akevious Williams: 10-of-21 passing; 144 yards		
	Oct. 15	NORTH CAROLINA A&T* (BCUnited)	ESPNU/ESPN3	L, 35-52
		Daytona Beach, Fla. / Municipal Stadium (9,601) / Larry Brihm, Jr.: 23-of-41 passing, 376 yards, 4 TDs		
	Oct. 22	at Norfolk State*	ESPN3	W, 21-14
		Norfolk, Va. / William "Dick" Price Stadium (30,000) / Todney Evans: 3 tackles, 1 sack, 1 interception		
	Oct. 29	DELAWARE STATE* (Homecoming)	CATEYE	W, 41-10
		Daytona Beach, Fla. / Municipal Stadium (9,601) / Cameron Rigby: 11 rushes, 106 yards, 1 TD		
	Nov. 5	at Morgan State*		1 p.m.
		Daytona Beach, Fla. / Municipal Stadium (9,601) / Bethune-Cookman leads, 21-7 (1-0 under Sims)		
	Nov. 19	vs. Florida A&M* (Florida Blue Florida Classic)	ESPNU/ESPN3	2 p.m.
		Orlando, Fla. / Camping World Stadium (70,000) / Florida A&M leads, 49-20-1 (1-0 under Sims)		
	Nov. 26	at South Carolina State*	ESPNU/ESPN3	1:30 p.m.
		Orangeburg, S.C. / Oliver C. Dawson Stadium (22,000) / S.C. State leads, 31-21-1 (1-0 under Sims)		

## #5THINGS

1. The Bethune-Cookman defense has not allowed a score on the opponent's opening drive all season.
2. A total of 17 different players have started on the offensive side of the ball in 2016. The number of different starters on defense is 20.
3. Bethune-Cookman has not suffered a fumble in three consecutive games, and did not surrender a turnover at all against Delaware State in its last game.
4. Redshirt junior quarterback Larry Brihm, Jr. has completed a touchdown pass in each of his last five contests.
5. Senior wide receiver Jawill Davis has registered at least one reception in 18 consecutive games in which he has played, dating back to the season-opener at Miami in 2015.



### #LightningStrike

- Bethune-Cookman head coach Terry Sims and Offensive Coordinator Jim Pry have continued the upbeat pace of the Wildcats offense.
- Drives that consist of three minutes (3:00) or less are called "Lightning Strikes", with the quick pace of the offense striking fast like lightning.
- This season, Bethune-Cookman scoring drives have averaged just 2:58 off the clock, while touchdown drives are averaging just 2:24 overall.

### #OCTOBERFEST

- The month of October has been a scary month for the opposition throughout the last 16 years of B-CU Football.
- Since 2000, Bethune-Cookman owns a record of 46-17 in the Halloween month, including perfect marks in 2002 (3-0), 2010 (5-0), 2012 (3-0) and 2013 (4-0).
- Only six of the 17 losses occurred away from home.

**46-17**

### #PROCATS

- Bethune-Cookman has two active #ProCats in the National Football League on active rosters for the 2016 season.
- Ryan Davis (Dallas Cowboys) and Eric Weems (Atlanta Falcons) are both participating for their respected teams.
- Nick Collins (Green Bay Packers) and Rashean Mathis (Jacksonville Jaguars) both announced their retirement from the NFL prior to the beginning of the season.
- Both Collins and Mathis were inducted into the Bethune-Cookman Athletics Hall of Fame last weekend in Daytona Beach.

## CIRCLE THIS GUY...



- Sophomore kicker Uriel Hernandez was selected as this week's MEAC Specialist of the Week.
- Hernandez was a perfect 2-for-2 in field goals from distances at 30 and 21 yards, respectively.
- He would finish the game a perfect 5-for-5 on point-after attempts, giving him 11 points overall on the day.
- Hernandez is earning the first MEAC weekly award of his career.

### Fun Facts



#### FUN FACT I

- The last time these two teams faced off in Baltimore, former head coach Brian Jenkins was ejected in the second quarter – the first time a collegiate football head coach has been ejected on the Division I level in recorded history back prior to the 1970s.

#### FUN FACT II

- The victory over the Bears in Baltimore back in 2012 was "technically" the first collegiate win for current head coach Terry Sims, after he stepped in for the ejected Brian Jenkins.

#### FUN FACT III

- Bethune-Cookman Assistant Athletic Director for Communications (Bryan J. Harvey) and Morgan State Assistant Athletic Director for Sports Information (Leonard Haynes) both attended schools in the CIAA.

## 2016 TEAM COMPARISON



Record..... 2-5, 2-3 MEAC

Scoring Offense..... 23.6  
Rushing Offense ..... 149.6  
Passing Offense..... 172.1  
Pass Efficiency ..... 106.69  
Total Offense..... 321.7  
Time/Possession ..... 29:29  
Sacks Allowed ..... 2.7



Record..... 2-5, 2-3 MEAC

Scoring Offense..... 16.4  
Rushing Offense ..... 126.9  
Passing Offense..... 186.4  
Pass Efficiency ..... 110.34  
Total Offense..... 313.3  
Time/Possession ..... 28:33  
Sacks Allowed ..... 1.9

Scoring Defense..... 27.9  
Rushing Defense ..... 192.0  
Passing Defense ..... 191.3  
Pass Eff. Defense ..... 123.34  
Total Defense ..... 383.3  
Sacks ..... 1.4  
Tackles for Loss ..... 7.0

Scoring Defense..... 31.9  
Rushing Defense ..... 163.3  
Passing Defense ..... 195.9  
Pass Eff. Defense ..... 137.53  
Total Defense ..... 359.1  
Sacks ..... 2.6  
Tackles for Loss ..... 6.7

Turnover Margin ..... +0.14

Net Punting ..... 34.7  
Punt Returns..... 17.5  
Kickoff Returns ..... 17.9

Turnover Margin ..... -1.00

Net Punting ..... 33.0  
Punt Returns..... 11.7  
Kickoff Returns ..... 18.7

## THE SERIES

### BETHUNE-COOKMAN LEADS, 21-7

YEAR	BC	OPP	SITE	W/L	SCORE
1986	-	-	Daytona Beach	W	52-9
1987	-	-	Baltimore	W	34-22
1988	-	-	Daytona Beach	W	13-6
1989	-	-	Jacksonville, Fla.	W	12-6
1990	-	-	Baltimore	W	21-7
1991	-	-	Daytona Beach	W	38-6
1992	-	-	Daytona Beach	W	Forfeit
1993	-	-	Daytona Beach	L	17-41
1994	-	-	Baltimore	W	41-0
1995	-	-	Daytona Beach	W	33-10
1996	-	-	Baltimore	L	6-13
1997	-	-	Ft. Lauderdale, Fla.	L	15-18
1998	-	-	Baltimore	W	25-20
1999	-	-	Daytona Beach	W	28-25
2000	-	-	Nassau, Bahamas	W	42-6
2001	22	-	Jacksonville, Fla.	W	35-24
2002	19	-	Baltimore	W	41-27
2003	5	-	Daytona Beach	L	24-31
2004	-	-	Baltimore	W	51-21
2005	-	-	Daytona Beach (HC)	W	44-26
2006	-	-	Baltimore	L	14-28
2007	-	-	Daytona Beach (HC)	L	9-33
2008	-	-	Baltimore	W	31-27
2009	-	-	Daytona Beach	L	13-24
2010	-	-	Baltimore	W	69-32
2011	-	-	Daytona Beach (HC)	W	49-23
2012	24	-	Baltimore	W	24-13
2015	25	-	Daytona Beach	W	38-14

Daytona Beach: Bethune-Cookman leads, 9-4

Baltimore: Bethune-Cookman leads, 9-2

Neutral Site: Bethune-Cookman leads, 3-1





## A WIN OVER MORGAN STATE WOULD...

- Give Bethune-Cookman a fifth consecutive win over the Bears.
- Allow the Wildcats their third straight win of the year, and the second consecutive on the road in 2016.
- Push the B-CU winning streak to four games over the Bears in Baltimore.
- Allow Wildcats' head coach Terry Sims to collect his 12th victory in charge of the Maroon and Gold.
- Give Bethune-Cookman its 484th all-time win in school history.

## SERIES NOTES...

- Bethune-Cookman leads the all-time series against Morgan State by a count of 21-7.
- The Wildcats have won the last four meetings consecutively against the Bears.
- The last time B-CU failed to win in Baltimore came in 2006, on the strength of an MSU 28-14 decision.
- The last time these two teams met in Baltimore, former head coach Brian Jenkins was ejected in the second quarter, allowing current B-CU head coach Terry Sims his first active collegiate head coaching experience in the Wildcats' win.

## OVER TURNED...

- The Bethune-Cookman offense did not suffer a turnover against Morgan State. It was the first of its kind in a game for the Cats all season.
- For the Maroon and Gold, the offense has not put the ball on the ground via fumble in three consecutive games.

## RIGHT TO THE BRIHM...

- Redshirt junior quarterback Larry Brihm, Jr. registered a career-high game in a tough loss to North Carolina A&T a week ago in Daytona Beach.
- Brihm connected on a career-high 23-of-42 passes; accounting for a career-best 376 yards; and tossing a career-best four touchdown passes. Three of those passes went to classmate Frank Brown who had a career-best with three receiving touchdowns.
- Although playing at 85 percent and recovering from injury, Brihm came off the bench to spark the Wildcats in place of starter redshirt freshman Akevious Williams.

## THE MORNING DRIVE...

- Through seven (7) games this season, the Bethune-Cookman defense has not allowed a score on the opposition's opening drive.
- In fact, dating back to last season, Bethune-Cookman has not allowed an opponent an opening drive score in 14 consecutive games. The last team to score on its opening drive was Savannah State (Sept. 26, 2015).

## FIRST AND SECOND...

- On the season, Bethune-Cookman is outscoring it's opponents by a margin of 45-31 in the opening quarter.
- However, in the second quarter, the Cats are being outscored by a 58-37 mark.

## AGAINST THE RANKINGS...

- The loss to No. 15 North Carolina A&T marked the third consecutive loss for the Wildcats against ranked teams. However, one of those teams was No. 8 (FBS) Florida State – eventually winning the national championship in 2013 with Heisman Trophy winner Jameis Winston.

## DELAYED, POSTPONED AND CANCELED...

- With the MEAC/SWAC Challenge delayed by almost three hours – and eventually suspended altogether, and the North Carolina Central game delayed for just under three hours, the Wildcats have experienced more delays than any team in the FCS this season in terms of length of time.

- Bethune-Cookman has had one game suspended and two postponed to later dates this year, all due to weather.

## B-CU AND S.C. STATE GAME MOVED...

- Due to Hurricane Matthew hitting the east coast, the game between Bethune-Cookman and South Carolina State has been moved to Saturday, November 26.

## THE INJURY BUG...

- According to Head Coach Terry Sims, he has

## RECORDS UNDER TERRY SIMS

Current Streak .....	Won 2
Current Home Streak .....	Won 1
Current Road Streak .....	Won 1
Last Win .....	41-10 vs. Delaware State (10/29/16)
Last Road Win .....	21-14 at Norfolk State (10/22/16)
Last Loss .....	35-52 vs. North Carolina A&T (10/15/16)
Last Road Loss .....	10-16 (overtime) at Savannah State (9/24/16)

	2016	All Yrs
Home .....	1-3	6-3
Away .....	1-2	4-4
Neutral Site .....	0-0	1-0
Natural Grass .....	1-0	2-2
Artificial Turf .....	1-5	9-5
vs. Top 5 .....	0-0	0-0
vs. Top 10 .....	0-0	0-0
vs. Top 25 .....	0-1	0-1
vs. FBS .....	0-1	0-2
Bowl Games .....	0-0	0-0
Playoff Games .....	0-0	0-0

Leading After 1st Qtr .....	1-3	5-4
Tied After 1st Qtr .....	1-2	5-2
Trailing After 1st Qtr .....	0-0	1-1
Leading at Halftime .....	2-0	9-0
Tied at Halftime .....	0-2	2-2
Trailing at Halftime .....	0-3	0-5
Leading After 3rd Qtr .....	2-0	10-0
Tied After 3rd Qtr .....	0-0	0-0
Trailing After 3rd Qtr .....	0-5	1-7
Overtime Games .....	0-1	0-1

Scoring First .....	2-3	8-4
Opponent Scoring First .....	0-2	3-3
Score < 20 Points .....	0-2	2-4
Score 20+ Points .....	2-3	9-3
Score 30+ Points .....	1-1	7-1
Score 40+ Points .....	1-0	5-0
Opponent Scores < 20 Points .....	2-1	7-1
Opponent Scores 20+ Points .....	0-4	4-6
Opponent Scores 30+ Points .....	0-4	2-5
Opponent Scores 40+ Points .....	0-2	2-3
Decided by 3 or Less .....	0-0	3-0
Decided by 10 or Less .....	1-2	6-3

Gain < 20 First Downs .....	0-3	2-4
Gain 20+ First Downs .....	2-2	9-3
Opponent Gains < 20 First Downs .....	2-2	6-3
Opponent Gains 20+ First Downs .....	0-3	5-4

More Rushing Yards Than Opponent .....	2-1	9-1
Fewer Rushing Yards Than Opponent .....	0-4	2-6
Rush For < 100 Yards .....	0-1	1-3
Rush For 100+ Yards .....	2-4	10-4
Opponent Rushes For < 100 Yards .....	0-1	2-1
Opponent Rushes For 100+ Yards .....	2-4	9-6

More Passing Yards Than Opponent .....	2-1	10-2
Fewer Passing Yards Than Opponent .....	0-4	1-5
Equal Passing Yards .....	0-0	0-0
Pass For < 200 Yards .....	1-4	4-5
Pass For 200+ Yards .....	1-1	7-2
Opponent Passes For < 200 Yards .....	2-3	6-5
Opponent Passes For 200+ Yards .....	0-2	5-2

More Total Yards Than Opponent .....	2-0	8-1
Fewer Total Yards Than Opponent .....	0-5	3-6
Gain < 300 Total Yards .....	0-2	0-3
Gain 300+ Total Yards .....	2-3	11-4
Opponent Gains < 300 Total Yards .....	1-1	5-2
Opponent Gains 300+ Total Yards .....	1-4	6-5

Commit No Turnovers .....	1-0	2-0
Commit < 3 Turnovers .....	1-4	7-6
Commit 3+ Turnovers .....	1-1	5-1
Force < 3 Turnovers .....	1-4	6-6
Force 3+ Turnovers .....	1-1	5-1

Commit < 6 Penalties .....	0-0	0-0
Commit 6+ Penalties .....	2-5	11-7

3rd Down % < 25 .....	0-3	0-5
3rd Down % 25-49 .....	2-2	6-2
3rd Down % 50+ .....	0-0	5-0
Opponent 3rd Down % < 25 .....	0-0	3-0
Opponent 3rd Down % 25-49 .....	2-3	6-5
Opponent 3rd Down % 50+ .....	0-2	2-2

Lead Time of Possession .....	2-1	8-3
Trail Time of Possession .....	0-4	3-4

## 2016 BETHUNE-COOKMAN RANKINGS

Category	Avg.	NCAA	MEAC
Punt Returns	17.54	9	2
Tackles for Loss	7.0	T-26	3
Pass Defense	191.3	31	4
Pass Eff. Defense	123.34	52	4
Passes Intercepted	1.29	T-37	4
Total Defense	383.3	52	6
Rushing Offense	153.1	63	3
Turnover Margin	+0.14	T-54	5
Scoring Defense	27.9	61	5
Sacks	1.43	T-96	T-8
Scoring Offense	23.6	80	3
Passing Offense	175.7	93	6
Rushing Defense	192.0	85	7
Kickoff Returns	17.86	104	11
Total Offense	328.9	97	4
Sacks Allowed	2.71	T-94	7
Pass Efficiency	107.78	98	7





## WEEKLY MEDIA PLANNER: MORGAN STATE GAME

31 MON	1 TUE	2 WED	3 THU	4 FRI	5 SAT	6 SUN
No media availability	Practice (4 p.m.) Municipal Stadium  MEAC Teleconference 10 a.m.  Head Coach Terry Sims and requested players will be available to members of the media after practice.	Practice (4 p.m.) Municipal Stadium  Requested players will be available to members of the media after practice.  Weekly Press Conference SAAC Board Room 1-1:30 p.m. (Sims & requested players)	Practice (4 p.m.) Municipal Stadium  Requested players available to media after practice  Head Coach Terry Sims and requested players will be available to members of the media after practice.	Depart for Baltimore, Md.  No media availability at practice	Gameday at Morgan State 1 p.m. Hughes Stadium Baltimore, Md.  Postgame Press Conference <i>B-CU locker room is closed</i>	No media availability at practice

## STATS FCS Top 25

No.	School (First Place Votes)	Votes	Prev
1.	Sam Houston State (102)	3467	1
2.	Jacksonville State (15)	3346	2
3.	Eastern Washington (18)	3253	3
4.	North Dakota State (4)	3090	4
5.	Citadel (3)	2961	5
6.	Richmond	2823	6
7.	James Madison	2762	8
8.	Charleston Southern	2484	9
9.	Chattanooga	2464	10
10.	Villanova	1963	11
11.	North Carolina A&T	1788	12
12.	Western Illinois	1786	13
13.	South Dakota State	1783	7
14.	Cal Poly	1642	14
15.	Youngstown State	1603	15
16.	North Dakota	1526	17
17.	Central Arkansas	1384	19
18.	Coastal Carolina	1233	18
19.	Montana	891	16
20.	Samford	885	20
21.	Grambling State	815	21
22.	New Hampshire	565	NR
23.	Harvard	476	24
24.	Lehigh	467	NR
25.	Stony Brook	124	22

## FCS Coaches' Poll

No.	School (First Place Votes)	Rec	Prev
1.	Sam Houston State (22)	8-0	1
2.	Jacksonville State (2)	7-1	2
3.	Eastern Washington (1)	7-1	3
4.	North Dakota State (1)	7-1	4
5.	James Madison	7-1	5
6.	Richmond	7-1	7
7.	The Citadel	8-0	6
8.	Chattanooga	8-1	8
9.	Charleston Southern	5-2	9
10.	North Carolina A&T	7-1	11
11.	North Dakota	7-2	12
12.	Villanova	6-2	13
13.	Youngstown State	6-2	14
14.	Western Illinois	6-2	15
15.	South Dakota State	5-3	10
16.	Cal Poly	6-2	17
17.	Central Arkansas	7-1	18
18.	Samford	6-2	19
19.	Grambling State	5-3	21
20.	Montana	5-3	16
21.	Lehigh	7-2	24
22.	Harvard	6-1	23
23.	New Hampshire	6-3	NR
24.	Eastern Illinois	5-4	22
25.	Stony Brook	5-3	20

never has a season in which injuries have struck a team he coached in history.

- In all, a total of 12 original starters from the beginning of the season have missed time due to injury, including two season-ending injuries in the form of running back Michael Jones and junior quarterback Anthony Cruz. Both players are expected to petition for and receive a medical hardship waiver following the season.
- Cruz suffered a fractured wrist in the first half of a game at Savannah State earlier this year.

## RETURN TO SENDER...

- Redshirt junior punt return/receiver Frank Brown collected his first career punt return for touchdown at North Texas, securing an 88-yard return to put the Wildcats ahead of the Mean Green in the opening stanza.
- In that same game, defensive back Diquan Richardson stepped in front of a Mean Green pass and returned the interception 30 yards for a touchdown.
- It was the first game in which B-CU returned a punt and an interception for touchdown since defeating Savannah State in Augusta, Georgia in 2005.

## PLAYOFFS???...

- Despite the introduction of the Celebration Bowl in February 2015, a member of the MEAC still has the possibility of participating in the FCS Playoffs. A member would have to accept an at-large bid to the playoffs, which last happened with South Carolina State accepting the at-large bid in 2013.
- That same year, 12th-ranked Bethune-Cookman earned the league's automatic bid to the FCS Playoffs before falling at No. 11 Coastal Carolina in the opening round.

## #IBackTheMEAC

- The Mid-Eastern Athletic Conference begins its 47th year of intercollegiate competition heading into the 2016-17 academic school year. Located in Norfolk, Va., the MEAC is made up of 13 outstanding historically black institutions across the Atlantic coastline.
- On June 8, 1980, the MEAC was classified as a Division I conference by the NCAA. Prior to that year, the conference operated as a Division II conference. The month after it achieved Division I status, the MEAC received an automatic qualification to the NCAA Division I Men's Basketball Championship.

## HIGH FIVE FOR DAVIS...

- Redshirt sophomore WR Jawill Davis registered a game-high 199 receiving yards last season in an away victory at Grambling State. That yardage placed him fifth all-time in the B-CU record books for single game receiving yards.

## BETHUNE-COOKMAN SINGLE GAME RECEIVING YARDS

1.	James Adderly vs. Norfolk State, 1998	226
2.	Leon Gonzalez vs. Georgia Southern, 1984	222
	Sebastian Brown vs. Howard, 1985	222
4.	Sebastian Brown vs. Morris Brown, 1984	215
5.	Jawill Davis at Grambling State, 2015	199
6.	James Adderly vs. South Carolina State, 1995	194
	Morris Nobles at Norfolk State, 1995	194
8.	Jeff Parker vs. Delaware State, 1990	192
9.	Tarion Hubbard vs. Virginia State, 1998	184
	Jeff Parker vs. North Carolina A&T, 1991	184

## NON-CONFERENCE SUCCESS...

- Since 2000, Bethune-Cookman is 35-12 in regular season, out-of-conference contests, earning notable victories against the likes of Alabama State, FIU (2x) and Tennessee State, respectfully.

## B-CU'S FIRST OFFENSIVE PLAY OF THE SEASON (SINCE 2004)

Sept. 10, 2016	at North Texas	L, 20-41	Jamaruz Thompkins 2-yard run
Sept. 5, 2015	at Miami (Fla.)	L, 0-45	Quentin Williams 2-yard run
Aug. 30, 2014	at FIU	W, 14-12	Anthony Jordan 3-yard run
Sept. 1, 2013	at Tennessee State	W, 12-9	6-yard pass (Brodrick Waters to Cary White)
Sept. 2, 2012	vs. Alabama State	W, 38-28	Incomplete pass (Jackie Wilson to Preston Cleckley)
Sept. 4, 2011	vs. Prairie View A&M	W, 63-14	Incomplete pass (Jamarr Robinson to Preston Cleckley)
Sept. 4, 2010	vs. Edward Waters	W, 70-10	47-yard pass (Matt Johnson to JeVaughn Reams)
Sept. 5, 2009	vs. Shaw	L, 6-20	Maurice Francois 7-yard run
Sept. 6, 2008	vs. Alabama State	W, 28-7	Pass incomplete (McKinson Souverain to Joe Singleton)
Sept. 1, 2007	vs. Jacksonville	W, 31-17	14-yard pass (Jimmie Russell to Paul Neufville)
Sept. 2, 2006	vs. Southern	L, 29-30	Jimmie Russell 5-yard run
Sept. 3, 2005	vs. Elizabeth City State	W, 34-7	Lawrence McCloud 11-yard run
Sept. 11, 2004	at Arkansas-Pine Bluff	W, 27-14	16-yard pass (Emmanuel Bacon to Jonathan Summers)

- Of the 12 losses in non-conference play, six have come against teams from the Football Bowl Subdivision (FBS), including Florida State, Miami (3x), North Texas and UCF.

## WHERE THERE'S A JA"WILL", THERE'S A WAY

- Wide receiver Jawill Davis extended his streak of games with at least one reception to 17 a week against MEAC defending co-champion North Carolina A&T. Davis has caught at least one pass since the start of the 2015 season at Miami (Fla.), in his hometown of Miami.

## SIMS CITY

- With nine (9) wins during his inaugural season at the helm of the Bethune-Cookman football program, head coach Terry Sims matched former head coach Wesley Moore with the second-most wins in a first season as head coach of the Maroon and Gold.
- Only head coaches Rudolph "Bunky" Matthews (1947) and Brian Jenkins (2010) had more wins, with each collecting 10 during their debut campaign. However, both of those seasons contained 12-game slates, as opposed to just 11 for Sims and Moore, respectfully.

## LAST YEAR...

- B-CU went 9-2 in 2015 (7-1 MEAC), claiming a share of the school's fourth consecutive Mid-Eastern Athletic Conference championship. Throughout the year, Bethune-Cookman registered quality wins on the road at Grambling State, as well as a key MEAC showdown with North Carolina Central. B-CU ended the season with a victory over rival Florida A&M in the annual *Florida Blue Florida Classic* at the Orlando Citrus Bowl Stadium, extending their Cats school-record to five wins consecutively over their rivals from Tallahassee.

## B-CU PLACES 15 ON PRESEASON ALL-MEAC TEAM...

- Bethune-Cookman had a total of 15 student-athletes named to the 2016 Mid-Eastern Athletic Conference (MEAC) Preseason Team, announced Friday, July 29, at the MEAC Football Kickoff Luncheon in Norfolk, Virginia.
- P Jonathan Cagle, WR Jawill Davis, OL Trevin Huff, RB Michael D. Jones, TE Ja-Quan Lumas, DB Diquan Richardson and DL Kevin Thompson were each selected to the first team.
- Joining the Wildcats on the second team offense was OL Phillip Norman, while teammates DL Todney Evans and DL DeMarcus Womack were voted to the second team defense.

## NO PASSING ZONE...

- Under the direction of Defensive Coordinator Charles "Yogi" Jones, the Bethune-Cookman defense is ranked 35th nationally in pass efficiency defense. The Wildcats are allowing opposing quarterbacks a ranking of just 117.11 on the year.
- The Wildcats are ranked 38th nationally in total pass defense, allowing just 197 yards through the air per contest.

## 2016 SCHEDULE...

- Bethune-Cookman's 2016 football schedule, with five home games at Municipal Stadium aka "The Cage", features four nationally-televised contests. The slate also sees a season-opener against Alcorn State in the MEAC/SWAC Challenge held in Daytona Beach for the first time, before traveling to FBS opponent North Texas. The following weekend, B-CU returns home for the first of a two-year agreement with Tennessee State (Sept. 17) which serves as *Hall of Fame Weekend*, with B-CU returning to the road the following weekend for the MEAC opener against Savannah State (Sept. 24). B-CU then begins "Murderers Row" with a visit from North Carolina Central (Oct. 1), traveling to South Carolina State (Oct. 8) and a Thursday night contest against North Carolina A&T (Oct. 13) at Municipal Stadium. Following that, B-CU travels to Norfolk State (Oct. 22), and Morgan State (Nov. 5), with a Homecoming affair with Delaware State (Oct. 29) mixed in-between. The regular season concludes with the *Florida Blue Florida Classic* against Florida A&M (Nov. 19) in Orlando, Fla.

## MEDIA INFORMATION

### COVERING THE WILDCATS

Interview requests for players and coaches after practice must be submitted by Noon the previous day. Member members wishing to write feature stories should submit feature story requests to **Bryan J. Harvey** (harveyb@cookman.edu) by 3 p.m. Sunday.

Harvey and the Bethune-Cookman Communications Staff will make every effort to schedule a separate time to accommodate those requests. Because of time constraints and academic/meeting obligations, media members may only request two (2) student-athletes and/or assistant coaches for post-practice interviews.

### MEAC TELECONFERENCE

Bethune-Cookman head coach **Terry Sims** and the league's other 11 coaches will be featured on a weekly teleconference each Tuesday during the 2016 football season from 10 a.m. to 11:43 a.m., beginning Aug. 30, and concluding Nov. 29.

Each coach will have 10 minutes to make an opening statement and answer questions. There will be an audio file available of each teleconference on the Conference's official website (MEACsports.com) each Wednesday afternoon as well as a written transcript of the call.

Sims' schedule time is 10:23 a.m. to 10:33 a.m. ET each Tuesday. Media representatives wishing to participate in the teleconference should contact the MEAC Media Relations Office.

### SCHEDULE OF COACHES:

10 a.m.	MEAC Notes
10:03 a.m.	Fred Farrier (Morgan State)
10:13 a.m.	Alex Wood (Florida A&M)
10:23 a.m.	Terry Sims (Bethune-Cookman)
10:33 a.m.	Kenny Carter (Delaware State)
10:43 a.m.	Gary Harrell (Howard)
10:53 a.m.	Latrell Scott (Norfolk State)
11:03 a.m.	Connell Maynor (Hampton)
11:13 a.m.	Erik Raeburn (Savannah State)
11:23 a.m.	Buddy Pough (South Carolina State)
11:33 a.m.	Rod Broadway (North Carolina A&T)
11:43 a.m.	Jerry Mack (North Carolina Central)

## B-CU MEDIA EMAIL LIST

### Releases Available via Email

Media members interested in receiving Bethune-Cookman football releases via email should send requests to **Bryan J. Harvey** (harveyb@cookman.edu).

### Game Day Media Policies

Only working media will be admitted to the Municipal Stadium press box. Seats will be issued according to the following criteria:

- State newspapers by circulation, wire services, national publications, newspapers from opponent's area and student newspapers from B-CU and opposing schools.
- Other daily newspapers, with preference to those that regularly cover B-CU.
- Radio and TV personnel not broadcasting, but considering reporting.
- Non-daily newspapers, with preference to those which regularly cover Bethune-Cookman Football.
- Professional football scouts.
- Freelance and/or non-daily writers may be asked to produce copies of actual publications in which their work has appeared. In some cases, these materials will be required as verification of the writers' status.



## 2016 MEAC STANDINGS

	Conf.		Overall		Stk
	W	L	W	L	
North Carolina A&T	5	0	7	1	W5
North Carolina Central	5	0	6	2	W6
South Carolina State	3	1	3	4	L1
Hampton	4	2	4	4	W1
Florida A&M	3	3	3	6	L1
Savannah State	2	2	2	4	W1
<b>Bethune-Cookman</b>	<b>2</b>	<b>3</b>	<b>2</b>	<b>5</b>	<b>W2</b>
Morgan State	2	3	2	5	L3
Norfolk State	1	4	2	6	W1
Howard	1	5	1	8	L4
Delaware State	0	5	0	8	L8

## Week 10 Schedule

**Saturday, November 5**

Bethune-Cookman at Morgan State, 1 p.m.

South Carolina State at North Carolina A&amp;T, 1 p.m.

North Carolina Central at Delaware State, 2 p.m.

Norfolk State at Savannah State, 5 p.m.

All times Eastern Standard

## 2016 MEAC PRESEASON POLL

1.	North Carolina A&T (13)	489
2.	Bethune-Cookman (3)	447
3.	North Carolina Central (4)	388
4.	South Carolina State	388
5.	Hampton (1)	265
6.	Norfolk State	239
7.	Morgan State	192
8.	Florida A&M	164
9.	Delaware State (1)	121
10.	Howard	90
11.	Savannah State	48

## CONFERENCE MISSES...

- Bethune-Cookman's two conference "misses" in 2016 are Hampton and Howard. This marks the second year in a row that Hampton and Howard are off the schedule, while the Cats picked up Morgan State and Delaware State in 2015.

## #SHUTOUT...

- In the 45-0 loss at Miami (Fla.) to start the 2016 campaign, Bethune-Cookman was shutout for the first time since Nov. 11, 2006. In that contest, B-CU was held scoreless at home against Howard by a count of 28-0.
- Prior to the Miami (Fla.) game, B-CU had not been shutout on the road since suffering a 17-0 setback at Delaware State, that game also taking place in torrential rainfall, on Oct. 8, 2005.

## B-CU SHUTOUTS SINCE 1990

9/5/15	at Miami (Fla.)	L, 45-0
11/11/06	Howard	L, 28-0
10/8/05	at Delaware State	L, 17-0
11/30/02	at #4 Georgia Southern	L, 34-0
11/8/97	#9 Hampton	L, 27-0
11/18/95	vs. Florida A&M	L, 43-0

## B-CU FOOTBALL WEEKLY MEDIA LUNCHEON...

- Bethune-Cookman hosts weekly media luncheons featuring head coach Terry Sims and selected Wildcats student-athletes. The press conference, which begins at 1 p.m., is held Wednesday throughout the football season at the Michael & Libby Johnson Center for Civic Engagement.

## BETHUNE-COOKMAN DRESS CODE...

- For the first time in school history, the Wildcats are taking the field wearing fully integrated Nike uniforms, with a perfect partnership set forth by Nike, Inc. and Bethune-Cookman. Under head coach **Terry Sims**, the Wildcats will **NEVER** wear the same uniform combination in any week during the season. Here's a breakdown of this year's game-by-game combinations:

WK	Helmet	Jersey	Pants
1	Maroon (wildcat)	Maroon	Gold
2	White	White	White
3	White	Gold	White
4	Black	White	Black
5	Maroon (wildcat)	Maroon	Maroon
6	White	Grey	White
7	Gold/Maroon	White	Gold
8	Black	Black	Black

## CATEYE RADIO NETWORK...

- The CatEye Radio Network will have a new face joining the crew in 2016, as longtime Central Florida high school coach Steve Allen joins the family. Allen will serve as a special analyst with the CatEye Network, while second-year student Nick Rice (play-by-play) and longtime veteran Larry Wesley (color) continue to provide the services of all radio calls.

## FOOTBALL PRACTICES...

- The Bethune-Cookman football team conducts practices Tuesday through Friday during the regular season with Monday as the off day. Sunday's team walk-through is closed to the media, while Friday's practice requires at least a 48-hour notice for all interview requests, as practice is closed to the media.

## PRESS CREDENTIALS...

- All media attending Bethune-Cookman football home games must apply for and be issued press credentials. Requests for credentials should be made in advance by email and directed to Bryan J. Harvey, Assistant Athletic Director for Communications. Priority is given to daily newspapers, major magazines and electronic media in the geographic areas of the competing teams.

## FIND US SOCIALLY

- For all the latest information on Bethune-Cookman Wildcats Football, follow @BCUathletics or @BCUGridiron on Twitter. Fans and media can also follow the Wildcats on Instagram (@BCUathletics), Facebook (BCUathletics) and Snap Chat (BCUathletics). For the official B-CU YouTube page, please follow The BCU CatEye Network.



## B-CU FOOTBALL QUICK FACTS

### UNIVERSITY INFORMATION

Location	Daytona Beach, Fla.
Enrollment	4,100
Founded	1904
Nickname	Wildcats
Colors	Maroon and Gold
President	Dr. Edison O. Jackson
V.P. for Intercollegiate Athletics	Lynn W. Thompson
Conference	Mid-Eastern Athletic (MEAC)
Stadium / Capacity	Municipal Stadium / 9,601
Press Box Phone	386-671-8968/8973
Ticket Office Phone	386-481-2465

### COACHING STAFF

Head Coach	Terry Sims
Record at B-CU	11-7 (2nd season)
Career Record	11-7 (2nd season)
Asst. HC / Tight Ends / Recruiting Coord.	Lawal McCray
Assoc. HC / Def. Coord. / LBs	Charles "Yogi" Jones
Offensive Coord. / QBs	Jim Pry
Special Teams Coordinator	Aashon Larkins
Cornerbacks	Terry Williams
Defensive Line / Recruiting Coord.	Earl Lane
Offensive Line	John Powers
Running Backs	Carl Franks
Safeties	Darrin Hayes
Wide Receivers	Will Glover
Quality Control (Defense)	Ty're Simmons
Quality Control (Offense)	Terry Bradden
Defensive Analyst	Tim Burke
Offensive Analyst	Jordan Murphy

### SUPPORT STAFF

Chief of Staff	Jeff Fagan
Director of Player Personnel	Jean Dessein
Head Strength Coach	Corliss Fingers
Media & Video Coordinator	Lewis Goodley
Administrative Assistant to Head Coach	Lakiah Robinson
Head Football Athletic Trainer	Scott Armstrong
Equipment Manager	Michael Humphrey

### COMMUNICATIONS (FOOTBALL)

Asst. AD for Communications	Bryan J. Harvey
Cell	757-268-4561
E-mail	harveyb@cookman.edu
Twitter	@SoBeeHarv
Associate Director	Andrea Wheeler
Cell	919-806-6689
E-mail	wheelera@cookman.edu
Twitter	@awheeler4
Staff Writer/Historian	Dan Ryan
Cell	801-376-6883
E-mail	ryand@cookman.edu
Twitter	@DaytonaDan
Website	www.BCUathletics.com
Football Twitter	@BCUGridIron
Mailing Address	640 Dr. Mary McLeod Bethune Blvd. Office of Athletic Communications Daytona Beach, FL 32114

## NOTES FROM THE OPPONENT: MORGAN STATE

### RETURN MEN

- The 2016 Morgan State Bears return 66 letterwinners, including 15 starters – 9 on offense, 8 on defense and 1 on special teams.

### NON-CONFERENCE PLAY

- The Bears opened 2016 against two of its first three non-conference matchups. MSU began the season at home against Holy Cross (Sept. 3), followed by a road game at Marshall (Sept. 10). The Bears round out non-conference at Army (Nov. 19).

### BEARS NAME TEAM CAPTAINS

- The MSU Bears wrapped up the preseason by naming the team captains for the 2016 season. The leadership group is comprised of four seniors and a junior ... Thomas Martin, Dominique Woods, Greg Gibson, Ayodeji "A.J." Agbelese and Willie Gillus III.

### MORGAN STATE QUICK HITS

- Head Coach Fred T. Farrier
- Career Record: 21-29 (4th season)
- Record at MSU: 2-5 (1st season)
- 2016 Record: 2-5
- 2016 MEAC Record: 2-3
- Graduate student transfer QB Chris Andrews currently ranks No. 5 in pass effic. (117.1), No. 7 in the MEAC in total offense (1,065 yds) and No. 7 in passing (970 yds, 9 TDs).
- Senior WR Landen Malbrough led the Bears with six catches for 75 yards, including two TDs at NSU.
- Senior WR Ladarius Spearman has 19 catches (No. 8 in MEAC) for 309 yards and 3 TDs.
- Senior LB Greg Gibson ranks No. 6 in the MEAC in tackles (56) and posted a career-high 13 stops with 4 TFL and a fumble recovery vs. Howard in Week 4.
- Junior DL Jai Franklin posted a game-high 10 tackles, including 2.5 tackle for loss and a sack at NSU.
- The Bears rank No. 5 in the league in total defense by holding opponents to an average of 359.1 yards per game.
- MSU ranks T-No. 5 in the MEAC in sacks with 13.
- The Bears enter the 2016 season looking to post their first winning season since going 7-6 in 2014.
- Morgan State was a power as a former member of the CIAA. The Bears posted 173 wins between 1929 and 1959 when Edward P. Hurt was the head coach and the Bears won 14 CIAA championships. Earl Banks added to the championship collection by winning four titles during the 1960s.



### 2016 SCHEDULE

Sept. 3	Holy Cross	L, 24-51
Sept. 10	at Marshall	L, 0-62
Sept. 24	Howard	W, 28-24
Oct. 1	Delaware State	W, 20-17
Oct. 15	at Hampton	L, 12-21
Oct. 22	North Carolina Central	L, 17-21
Oct. 29	at Norfolk State	L, 14-27
Nov. 5	<b>Bethune-Cookman</b>	<b>1 p.m.</b>
Nov. 12	at Florida A&M	<b>4 p.m.</b>
Nov. 19	at Army	<b>Noon</b>
Nov. 26	at Savannah State	<b>TBD</b>

### 2015 RESULTS

Sept. 5	at Air Force	L, 7-63
Sept. 12	at Illinois State	L, 14-67
Sept. 19	Virginia-Lynchburg	W, 61-0
Sept. 26	vs. Howard	W, 21-13
Oct. 3	at Delaware State	W, 26-6
Oct. 10	Savannah State	W, 42-3
Oct. 17	Hampton	L, 10-20
Oct. 24	at North Carolina Central	L, 17-20
Nov. 7	<b>at Bethune-Cookman</b>	<b>L, 14-38</b>
Nov. 14	Florida A&M	W, 21-7
Nov. 21	Norfolk State	L, 10-17



## 2016 BETHUNE-COOKMAN DEPTH CHART • GAME 8 at Morgan State

## OFFENSE

<b>QB</b>	<b>2</b>	<b>LARRY BRIHM, JR.</b>	<b>5-11, 209, Sr.</b>
	10	Akevious Williams	6-2, 188, Soph.
<b>RB</b>	<b>28</b>	<b>CAMERON RIGBY</b>	<b>5-7, 177, Jr.</b>
	30	Jamaruz Thompson	5-11, 211, Sr.
<b>WR</b>	<b>17</b>	<b>JAWILL DAVIS</b>	<b>5-11, 177, Sr.</b>
	4	Jontavious Carter	6-3, 200, R-Sr.
<b>WR</b>	<b>6</b>	<b>KEAVON MITCHELL</b>	<b>5-9, 173, Soph.</b>
	14	Brandon Brooks	6-2, 192, R-Sr.
<b>WR</b>	<b>1</b>	<b>JAIME WILSON</b>	<b>5-10, 210, R-Sr.</b>
	5	Travares Copeland	5-10, 189, Sr.
<b>TE</b>	<b>86</b>	<b>JA-QUAN LUMAS</b>	<b>6-3, 230, Sr.</b>
	88	Michael Boland	6-5, 233, Jr.
<b>LT</b>	<b>72</b>	<b>DAVID BRYANT</b>	<b>6-7, 336, Jr.</b>
	58	Jaylen Funches	6-5, 310, Jr.
<b>LG</b>	<b>73</b>	<b>JOB BUISSEIRETH</b>	<b>6-4, 325, Jr.</b>
	60	Marcel Anderson	6-2, 340, Soph.
<b>C</b>	<b>71</b>	<b>PHILLIP NORMAN</b>	<b>6-4, 318, Sr.</b>
	56	Chris Adams	6-4, 300, Jr.
<b>RG</b>	<b>66</b>	<b>DAZZIE MORRIS</b>	<b>6-2, 320, Sr.</b>
	69	L'Dre Barnes	6-3, 290, Fr.
<b>RT</b>	<b>57</b>	<b>TREVIN HUFF</b>	<b>6-4, 291, R-Sr.</b>
	68	Kevin Richardson	6-4, 305, Fr.

## DEFENSE

<b>DE</b>	<b>55</b>	<b>TODNEY EVANS</b>	<b>6-2, 222, Jr.</b>
	98	Daniel Palmer	6-2, 250, Jr.
<b>DT</b>	<b>95</b>	<b>DiSHAWN RAY</b>	<b>6-4, 305, Sr.</b>
	94	Malik Slaughter	6-3, 270, Jr.
<b>DT</b>	<b>98</b>	<b>DANIEL PALMER</b>	<b>6-2, 250, Jr.</b>
	93	Anthony Meyers	6-2, 352, Jr.
<b>DE</b>	<b>50</b>	<b>DEMARCUS WOMACK</b>	<b>6-3, 348, Sr.</b>
	91	Kevin Thompson	6-4, 230, Sr.
<b>OLB</b>	<b>49</b>	<b>DELWAUN BEARD</b>	<b>6-3, 235, Sr.</b>
	32	Veion Robinson	6-1, 220, Jr.
<b>MLB</b>	<b>42</b>	<b>TRENTON BRIDGES</b>	<b>6-0, 234, Jr.</b>
	54	Deonte Mayo	6-2, 209, Jr.
<b>OLB</b>	<b>36</b>	<b>ALEXANDER MORALES</b>	<b>5-10, 211, Jr.</b>
	34	Jason Smith, Jr.	6-0, 213, Sr.
<b>CB</b>	<b>11</b>	<b>JAMAAL BURGESS</b>	<b>6-0, 186, Jr.</b>
	31	Terry Harden	5-11, 186, Sr.
<b>FS</b>	<b>22</b>	<b>DIQUAN RICHARDSON</b>	<b>5-11, 167, Jr.</b>
	35	Trevor Merritt	5-10, 185, Fr.
<b>SS</b>	<b>25</b>	<b>ARTHUR WILLIAMS</b>	<b>6-3, 204, Jr.</b>
	19	Jeremy Davis	6-0, 177, R-Sr.
<b>CB</b>	<b>7</b>	<b>ELLIOTT MILLER</b>	<b>5-9, 148, Soph.</b>
	13	DeAndre Bozeman	5-10, 173, Jr.

## SPECIALISTS

<b>PK</b>	<b>41</b>	<b>URIEL HERNANDEZ</b>	<b>5-4, 209, Soph.</b>
	39	Javaunie Francis	6-2, 236, Soph.
<b>KO</b>	<b>41</b>	<b>URIEL HERNANDEZ</b>	<b>5-4, 209, Soph.</b>
	39	Javaunie Francis	6-2, 236, Soph.
<b>P</b>	<b>41</b>	<b>URIEL HERNANDEZ</b>	<b>5-4, 209, Soph.</b>
	39	Javaunie Francis	6-2, 236, Soph.
<b>LS</b>	<b>64</b>	<b>MURPHY ALLEN</b>	<b>6-2, 260, Sr.</b>
	66	Dazzie Morris	6-2, 320, Sr.
<b>SS</b>	<b>64</b>	<b>MURPHY ALLEN</b>	<b>6-2, 260, Sr.</b>
	71	Phillip Norman	6-4, 318, Sr.
<b>HO</b>	<b>2</b>	<b>LARRY BRIHM, JR.</b>	<b>5-11, 209, Sr.</b>
	15	Frank Brown	5-11, 185, Sr.
<b>PR</b>	<b>1</b>	<b>JAIME WILSON</b>	<b>5-10, 210, R-Sr.</b>
	15	Frank Brown	5-11, 185, Sr.
<b>KR</b>	<b>5</b>	<b>TRAVARES COPELAND</b>	<b>5-10, 189, Sr.</b>
	6	Keavon Mitchell	5-9, 173, Soph.

## START CHART

## OFFENSE

Player	'13	'14	'15	'16	Streak	Career
Boland	-	-	-	1	-	1
Brihm	-	1	1	4	2	6
Brown	-	7	6	4	-	18
Bryant	-	-	-	3	-	3
Buissereth	-	-	-	7	7	7
Carter	6	-	4	-	-	11
Cruz	-	-	-	1	-	1
Ja. Davis	-	-	10	7	17	17
K. Davis	-	1	-	-	-	1
Funches	-	-	-	4	1	4
Huff	5	10	10	7	17	22
M. Jones	-	-	1	-	-	1
Lumas	-	1	3	3	1	7
Mitchell	-	-	8	7	7	15
Morris	-	4	7	7	7	18
Nelson	-	-	2	-	-	2
Norman	-	-	8	7	15	15
Rigby	-	-	-	5	5	5
Thompson	-	-	-	1	-	1
Ak. Williams	-	-	-	2	-	2
J. Wilson	-	7	5	7	11	20

## START CHART

## DEFENSE

Player	'13	'14	'15	'16	Streak	Career
Beard	-	-	3	6	6	9
Bozeman	-	-	-	1	1	1
Bridges	-	-	9	7	7	16
Bryant	-	-	-	-	-	2
Burgess	-	-	-	6	-	6
Butler	-	3	1	-	-	4
Je. Davis	-	-	2	-	-	2
Evans	-	-	8	6	6	14
Farrior	-	-	2	3	-	5
Merritt	-	-	-	2	2	2
Meyers	-	-	2	4	-	6
Miller	-	-	9	7	13	16
Morales	-	-	-	3	3	3
Palmer	-	-	-	3	-	3
Ray	-	-	-	4	2	4
Richardson	-	-	3	5	-	8
Slaughter	-	-	-	1	-	1
Smith	-	-	-	2	-	2
Thomas	-	-	10	-	-	10
K. Thompson	-	-	4	4	1	8
Ar. Williams	-	6	1	7	7	14
T. Williams	-	-	2	-	-	2
Womack	-	-	7	6	4	13

## START CHART

## SPECIAL TEAMS

Player	'13	'14	'15	'16	Streak	Career
Cagle	12	11	10	6	-	40
Francis	-	-	7	5	-	12
Hernandez	-	-	10	7	17	17
Murphy	-	11	11	7	29	29

## PRONUNCIATION GUIDE

L'Dre Barnes	ELL-dray
Delwaun Beard	DELL-won
Job Buissereth	JOBE
	BOO-suh-RETH
Jontavious Carter	John-TAY-VEE-us
Travares Copeland	Truh-VAR-us
Atreyu Farrior	Uh-TREY-you
Javaunie Francis	Juh-VAUGHN-ee
Uriel Hernandez	YOUR-ee-ell
Tupac Isme	TWO-pac
	Iss-ME
Ja-Quan Lumas	Juh-KWAN
Deonte Mayo	DEE-on-TAY
	MAY-OH
Alexander Morales	More-RAHL-es
Dre'Sean Nelson	DRAY-shun
Werley Placide	Whirl-EE
	Pluh-SEED
DiShawn Ray	DEE-sean
Veion Robinson	VEE-on
Nicholas Roos	REWS
Jamaruz Thompson	Juh-MARE-us
Akevious Williams	Ah-KEY-VEE-us





## TERRY SIMS

**Head Coach, Second Season  
Knoxville, 1994**

After one year at the helm in Daytona Beach, Terry Sims continued the positive success enjoyed by Bethune-Cookman with the school's fourth consecutive Mid-Eastern Athletic Conference (MEAC) title. He led the Wildcats to a 9-2 record in his first season and a 7-1 mark, including a share of the MEAC title.

Sims, 44, has been a part of B-CU's unprecedented run of five conference titles in six years for the Maroon and Gold, joining the staff in 2010. While 2015 marked his first year as head coach of the Wildcats, it was his sixth season overall with the program.

Under his guise in 2015, Sims was named MEAC Coach of the Year after matching South Carolina State (1980-83) for the second-longest streak in MEAC history with the current run of four MEAC crowns on the spin.

B-CU led the MEAC in several statistical categories, including scoring offense (31.4 avg/g), total offense (445.0 avg/g), rushing offense (191.8 yds./g), pass offense (253.2 avg/g), and pass efficiency (164.1 efficiency). The Cats also hold top 10 positions in the FCS in passing yards per completion (6th) and team passing efficiency (3rd). B-CU entered the STATS FCS Top 25 poll in the final ranking of the season (25th) and have slowly climbed the FCS Coaches Poll to reach No. 21 following the last game of the regular season.

He had a total of 10 student-athletes named to the All-MEAC first, second and third team, respectfully. The list includes quarterback Quentin Williams, wide receiver Jawill Davis, offensive lineman Dariusz Bladek, linebacker Robert Way and defensive back Marquis Drayton – all named first team members.

In his five years prior to accepting the head coaching position with the Maroon and Gold, Sims served as assistant head coach. He oversaw a variety of the day-to-day duties of the B-CU program, as well as working extensively with the safeties, and serving as special teams coordinator. He helped to coach a number of MEAC all-league performers, in addition to 2013 All-America safety Nick Addison.

In 2014, the defensive unit finished atop the FCS for total defense and rush defense. The Cats allowed just 237.5 yards per game to their opposition, while also allowing just 79.9 yards per game on the ground. The team would go on to finish second in the FCS for first downs defense, and seventh nationally in passing yards allowed (157.6 p/g).

During the 2013 campaign, the B-CU secondary once again caused havoc amongst opposing offenses around the Mid-Eastern Athletic Conference and nation alike. In all, 14 of the team's 19 interceptions were recorded by the secondary, including a team-high five by safety Nick Addison. The unit finished third in the MEAC for pass defense, allowing just 149.2 yards per game through the air. The Wildcats finished second in the league for interceptions, grabbing 19 and returning three for scores. That number allowed them to finish tied for fifth nationally for passes intercepted, and on the third-fewest passes attempted (326) among the top 20 team for that category.

In 2012, the Wildcats stood as the third-best team in the nation for passes intercepted, bringing down 20 on the campaign. They also improved a spot from 12th in passing defense in 2011, up to 11th in 2012. The Cats' 20 interceptions also ranked as the most for any team sitting in the top 25 for passing defense overall. In passing efficiency defense, the Wildcats were second in the nation, sitting just .37 behind frontrunner North Carolina A&T. For scoring defense, Bethune-Cookman not only finished second in the Mid-Eastern Athletic Conference (MEAC), but also 10th in the nation.

During the 2011 campaign, the Wildcats improved nationally to 14th in the NCAA FCS in pass defense, holding opponents to just 174.5 yards passing per game. Safety Jean Fanor collected three picks and 74 tackles in 2011, going on to join the Kansas City Chiefs as a free agent.

Sims aided Bethune-Cookman in reaching fourth in the final NCAA FCS rankings for pass efficiency defense (93.97) in 2010, in addition to ranking 25th nationally in pass defense (174.92 YPG). His defensive backs combined for 13 interceptions, making a big contribution to B-CU's number one ranking in the NCAA for turnover margin (+2.25). On his watch, safety Michael Williams snagged six picks to finish fourth in the FCS on the year for interceptions.

Before arriving in Daytona Beach, Sims spent four seasons in the Nation's Capital of Washington, D.C., serving as recruiting coordinator, special teams coordinator and defensive backs coach at Howard University. Prior to moving into the MEAC, Sims coached cornerbacks at the University of Louisiana at Lafayette for two seasons, working to improve passing coverage, and aiding the Ragin' Cajuns in attaining top-25 national pass defense rankings.

Prior to joining the PVAMU staff in 2004, Sims was the defensive backs coach at Texas Southern University in Houston, also serving as the assistant head coach for three seasons and was recruiting and video coordinator.

During his four-year term with the Tigers, Sims coached some of the top defensive backs in the Southwestern Athletic Conference, including Santino Hall, who finished the 2001 season leading the conference in pass breakups with 20, and Oliver Celestine, who led TSU in interceptions and broke the school record for yards on an interception return. Both players went on to play professionally (Celestine: NY Jets, Hall: Saskatchewan Roughriders).

Before coaching at TSU, Sims worked with the running backs at Austin Peay for three seasons. He produced the 1997 Offensive MVP, Chris Black, and DeAunta McAfee, who tied the school touchdown record.

Sims began his coaching career as a student assistant in 1994, working with the linebackers at his alma mater, Knoxville College. His next stop was at the University of Louisville, where he assisted the defensive backs as a graduate assistant in 1995 and had the opportunity to work with Sam Madison, who set the school record for interceptions (16) and passes defended (44), going on to be a four-time Pro Bowl selection with the Miami Dolphins and tie the NFL interception record (21).

Sims is a 1994 graduate of Knoxville College, where he was a team captain as a defensive back on the gridiron, while also patrolling center field in baseball. He would go on to earn his Master's Degree from Louisville in 1997. A native of Jesup, Ga., Sims is married to Joyce. The couple has two children: daughter Sierra, and son Xavier.



### SIMS FILE

#### PERSONAL

<b>Hometown</b>	Jesup, Ga.
<b>Education</b>	Knoxville, 1994 (B.S., Psychology) Louisville, 1997 (M.Ed., Education)
<b>Family</b>	wife Joyce; daughter Sierra; son Xavier

#### COACHING EXPERIENCE

<b>1994</b>	Linebackers (Student Assistant), Knoxville
<b>1995-96</b>	Defensive Backs (Graduate Assistant), Louisville
<b>1997-99</b>	Running Backs/Recruiting Coord., Austin Peay
<b>2000</b>	Defensive Backs/Recruiting Coord., Texas Southern
<b>2001-03</b>	Asst. Head Coach/Defensive Backs, Texas Southern
<b>2004</b>	Defensive Backs/Special Teams, Prairie View A&M
<b>2005-06</b>	Cornerbacks, UL-Lafayette
<b>2006-09</b>	DBs/Special Teams/Recruiting Coord., Howard
<b>2006-09</b>	DBs/Special Teams/Recruiting Coord., Howard
<b>2010-14</b>	Asst. HC/Safeties/Special Teams, Bethune-Cookman
<b>2015-16</b>	Head Coach, Bethune-Cookman

#### FCS PLAYOFF EXPERIENCE, COACH (3)

<b>2010</b>	Second Round vs. New Hampshire
<b>2012</b>	First Round vs. Coastal Carolina
<b>2013</b>	First Round at Coastal Carolina

#### PLAYING EXPERIENCE

<b>1990-93</b>	Knoxville
----------------	-----------



# 2016 GAME RECAPS

## Game 1 • North Texas 41, RV/RV Bethune-Cookman 20

September 10, 2016 • Apogee Stadium • Denton, Texas

- **Frank Brown's** 88-yard punt return for touchdown in the first quarter was the first return for score via punt for the Wildcats since Michael Williams vs. Hampton in 2009.
- Redshirt freshman quarterback **Akevious Williams** rushed twice in the contest, both late in the fourth quarter. The runs resulted in the Madison County product escaping for a game-high 83-yard touchdown run to cut the deficit at 41-20.
- Junior safety **Diquan Richardson** picked off an Alec Morris pass in the third quarter, returning it 30 yards for a touchdown, cutting into the lead at 31-13. It was the first interception return for touchdown for the Maroon and Gold since Tim Burke's 92-yard "pick six" at FIU in 2013.
- **Diquan Richardson** stepped in front of a Mean Green punt in the third quarter, blocking it for his first career blocked kick. It was also the first blocked punt for the Cats since LeRoy Holt at Delaware State in 2014.
- Junior running back **Cameron Rigby** broke off a nice third quarter run of 24 yards.

### STATISTICS

SCORING	1	2	3	4	OT	F
Bethune-Cookman	7	0	6	7	—	20
North Texas	7	17	10	7	—	41

### SCORING SUMMARY

1st	11:24	BC	Brown 88 yd punt return (Hernandez kick)
	8:10	NT	Wilson 20 yd run (Moore kick)
2nd	10:32	NT	Tucker 1 yd blocked punt return (Moore kick)
	7:02	NT	Wilson 10 yd run (Moore kick)
	0:16	NT	Moore 19 yd field goal
3rd	10:38	NT	Tucker 1 yd run (Moore kick)
	6:19	BC	Richardson 30 yd interception return (Hernandez kick failed)
	4:33	NT	Moore 20 yd field goal
4th	10:21	NT	Ivery 25 yd run (Moore kick)
	2:42	BC	Ak. Williams 83 yd run (Hernandez kick)

TEAM STATISTICS	BCU	UNT
FIRST DOWNS	9	28
RUSHES-YARDS (NET)	32-157	51-329
PASSING YDS (NET)	74	121
Passes Att-Comp-Int	19-8-1	33-15-1
TOTAL OFFENSE PLAYS-YARDS	51-231	84-450
Fumble Returns-Yards	0-0	0-0
Punt Returns-Yards	2-109	2-25
Kickoff Returns-Yards	4-63	3-88
Interception Returns-Yards	1-30	1-18
Punts (Number-Avg)	6-34.0	4-33.5
Fumbles-Lost	2-0	0-0
Penalties-Yards	10-79	4-48
Possession Time	26:26	33:34
Third-Down Conversions	2 of 12	7 of 16
Fourth-Down Conversions	0 of 3	2 of 3
Red-Zone Scores-Chances	0-1	5-5
Sacks By: Number-Yards	0-0	3-24

### INDIVIDUAL STATISTICS

**RUSHING:** BCU — Ak. Williams 2-85, 1 TD; Brihm 14-27; Rigby 2-24; Thompkins 6-15.  
 UNT — Ivery 13-103, 1 TD; Wilson 14-83, 2 TD; Wyche 9-47; Fine 8-46; Tucker 5-38, 1 TD.  
**PASSING:** BCU — Brihm 8-19-1-74; Cruz 0-0-0-0. UNT — Fine 11-22-0-108; Morris 4-11-1-13.  
**RECEIVING:** BCU — Ja. Davis 4-49; Mitchell 1-8; Carter 1-8; Wilson 1-6; Isme 1-3.  
 UNT — Goree 4-26; Rutherford 2-13; Buyers 2-8; Smiley 2-4; Thompson 1-32.  
**INTERCEPTIONS:** BCU — Richardson 1-30. UNT — McClain 1-18.  
**FUMBLES:** BCU — Cruz 1-0; Brihm 1-0. UNT — None.  
**SACKS (UA-A):** BCU — None. UNT — Combs 0-1; Garner 0-1; Wheeler 1-0; Finney 1-0.  
**TACKLES (UA-A):** BCU — Richardson 5-4; Ar. Williams 5-3; Miller 6-1; Bridges 4-3; Farrior 2-3; Burgess 4-0; Meyers 2-2. UNT — Finney 7-1; Scott 3-3; Garner 2-3; Minor 0-5; Wheeler 2-1; Jenkins 1-2; Ejija 0-3.

## Game 2 • Tennessee State 31, RV/RV Bethune-Cookman 24

September 17, 2016 • Municipal Stadium • Daytona Beach, Fla.

- Running backs **Jamaruz Thompkins** (7 rushes, 57 yards, 1 TD) and **Cameron Rigby** (5 rushes, 38 yards, 1 TD) both got into the end zone on the afternoon as each collected a touchdown. It was the first career touchdown for Rigby.
- Defensive backs **Arthur Williams** and **Jamaal Burgess** each registered their first interceptions of the year for the Wildcats.
- Bethune-Cookman is now 2-7 all-time against Tennessee State, including a pair of back-to-back losses at home in the series against the Tigers. B-CU has won just one of the last five in the series against the Tigers, that coming in 2013 as part of the *John Merritt Classic* in Nashville, Tennessee.
- Junior transfer quarterback **Anthony Cruz** entered the game in the second half, sparking Bethune-Cookman with a team-leading 81 yards on the ground. He rushed 11 times for 81 yards on the afternoon.
- Senior punter **Jonathan Cagle** booted away five punts in the game, averaging 40.8 yards per kick. He had a long punt of 50 yards, and placed one inside the 20 yard line.

### STATISTICS

SCORING	1	2	3	4	OT	F
Tennessee State	3	14	7	7	—	31
Bethune-Cookman	7	10	0	7	—	24

### SCORING SUMMARY

1st	8:40	TS	Clark 44 yd field goal
	4:47	BC	Rigby 1 yd run (Hernandez kick)
2nd	14:47	TS	Newbold 71 yd pass from Ackerman-Carter (Clark kick)
	10:10	BC	Brown 21 yd pass from Brihm (Hernandez kick)
	8:43	TS	Harrison 46 yd run (Clark kick)
	1:14	BC	Hernandez 26 yd field goal
3rd	4:10	TS	Sanders-McCollum 6 yd pass from Butler (Clark kick)
4th	14:16	BC	Thompkins 20 yd run (Hernandez kick)
	3:55	TS	P. Smith 7 yd pass from Butler (Clark kick)

TEAM STATISTICS	TSU	BCU
FIRST DOWNS	18	20
RUSHES-YARDS (NET)	44-210	30-190
PASSING YDS (NET)	184	119
Passes Att-Comp-Int	20-10-2	28-12-2
TOTAL OFFENSE PLAYS-YARDS	64-394	58-309
Fumble Returns-Yards	0-0	0-0
Punt Returns-Yards	4-23	2-28
Kickoff Returns-Yards	5-121	4-52
Interception Returns-Yards	2-17	2-9
Punts (Number-Avg)	5-32.8	5-40.8
Fumbles-Lost	4-1	1-1
Penalties-Yards	15-159	10-90
Possession Time	37:40	22:20
Third-Down Conversions	6 of 13	1 of 9
Fourth-Down Conversions	1 of 1	0 of 1
Red-Zone Scores-Chances	2-4	3-3
Sacks By: Number-Yards	1-1	0-0

### INDIVIDUAL STATISTICS

**RUSHING:** TSU — Harrison 13-113, 1 TD; Evans 12-39; Ackerman-Carter 5-22; Rowland 3-21; Butler 9-8. BCU — Cruz 11-81; Thompkins 7-57, 1 TD; Rigby 5-38, 1 TD; Brihm 5-16.  
**PASSING:** TSU — Butler 7-13-1-72, 2 TD; Ackerman-Carter 3-7-1-112, 1 TD.  
 BCU — Cruz 4-13-1-45; Brihm 8-13-0-74, 1 TD; Ak. Williams 0-2-1-0.  
**RECEIVING:** TSU — P. Smith 4-50, 1 TD; Newbold 3-104, 1 TD; Sanders-McCollum 2-19, 1 TD; Medley 1-11. BCU — Brown 3-43, 1 TD; Rigby 3-0; Carter 1-23; Ja. Davis 1-17; Thompkins 1-15; Mitchell 1-15.  
**INTERCEPTIONS:** TSU — Bonds 2-17. BCU — Burgess 1-9; Ar. Williams 1-0.  
**FUMBLES:** TSU — Rowland 2-0; Butler 2-1. BCU — Boland 1-1.  
**SACKS (UA-A):** TSU — Lee 1-0. BCU — None.  
**TACKLES (UA-A):** TSU — Duncan 3-3; Scott 3-2; Ogundeko 3-2; Collins 3-1; Lee 2-2; Robinson 2-1; Justice 2-1; North 2-1; Kamara 1-2; Cook 1-2. BCU — Bridges 4-5; Richardson 1-7; Beard 3-3; Evans 3-2; Ar. Williams 2-3; Miller 4-0; Ray 2-2; Burgess 2-2; Butler 1-3.

# 2016 GAME RECAPS

## Game 3 • Savannah State 16, Bethune-Cookman 10 (OT)

September 24, 2016 • Ted A. Wright Stadium • Savannah, Ga.

- With Bethune-Cookman falling in overtime, the game marked the first extra period contest for the Wildcats since defeating Florida A&M by a score of 18-17 in the 2014 *Florida Blue Florida Classic* at Orlando, Florida.
- The overtime loss was the first of its kind for the Wildcats since falling to Florida A&M, 26-23 in 2005, as part of the *Walt Disney World Florida Classic*.
- Junior transfer quarterback **Anthony Cruz** started his first Division I contest under center for the Wildcats. Cruz would exit the game with an injury late in the first half.
- Wide receiver **Jawill Davis** extended his consecutive games streak with a reception to 14, hauling in a pass for 13 yards.
- Redshirt sophomore quarterback **Akevious Williams** entered the game for an injured **Anthony Cruz**, completing 9-of-19 passes for 89 yards on the night.
- The loss to Savannah State snaps a 16-game winning streak against the Tigers, which was tied for the second-longest Division I current streak against a yearly opponent in the NCAA Football Championship Subdivision (FCS).

### STATISTICS

SCORING	1	2	3	4	OT	F
Bethune-Cookman	3	0	0	7	0	10
Savannah State	0	10	0	0	6	16

### SCORING SUMMARY

1st	2:53	BC	Hernandez 39 yd field goal
2nd	7:03	SS	Barron 38 yd field goal
	3:04	SS	Harris 26 yd pass from Bell (Barron kick)
4th	7:19	BC	Ak. Williams 2 yd run (Hernandez kick)
OT	—	SS	Frazier 9 yd run

TEAM STATISTICS	BCU	SSU
FIRST DOWNS	18	11
RUSHES-YARDS (NET)	52-156	33-73
PASSING YDS (NET)	98	188
Passes Att-Comp-Int	24-12-1	29-14-1
TOTAL OFFENSE PLAYS-YARDS	76-254	62-261
Fumble Returns-Yards	0-0	0-0
Punt Returns-Yards	4-6	2-9
Kickoff Returns-Yards	2-48	3-54
Interception Returns-Yards	1-0	1-0
Punts (Number-Avg)	7-36.1	6-40.7
Fumbles-Lost	3-1	2-1
Penalties-Yards	13-117	10-90
Possession Time	37:37	22:23
Third-Down Conversions	5 of 17	1 of 14
Fourth-Down Conversions	0 of 1	0 of 3
Red-Zone Scores-Chances	1-4	1-1
Sacks By: Number-Yards	2-17	3-26

### INDIVIDUAL STATISTICS

**RUSHING:** BCU — Isme 14-91; Thompkins 11-31; Cruz 4-22; Rigby 6-7; Ak. Williams 16-4, 1 TD. SSU — Spaulding 14-64; Saxton 5-19; Frazier 1-9, 1 TD; Bell 5-7.

**PASSING:** BCU — Ak. Williams 9-19-1-89; Cruz 3-5-0-9. SSU — Dever 9-23-0-114; Bell 5-6-1-74, 1 TD.

**RECEIVING:** BCU — Wilson 5-28; Brown 3-50; Mitchell 2-11; Ja. Davis 1-13. SSU — Smith 5-69; Kirkland 4-38; Harris 2-47, 1 TD; Frazier 1-20; G. Smith 1-10; Spaulding 1-4.

**INTERCEPTIONS:** BCU — Je. Davis 1-0. SSU — Bonner 1-0.

**FUMBLES:** BCU — Ak. Williams 2-1; Isme 1-0. SSU — M. Smith 1-0; Spaulding 1-1.

**SACKS (UA-A):** BCU — Meyers 1-0; Bridges 1-0. SSU — M. Smith 1-1; Simmons 0-1; Burns 0-1; Banks 0-1.

**TACKLES (UA-A):** BCU — Richardson 5-5; Ray 4-2; Ar. Williams 4-1; Miller 3-2; Bridges 1-4; Burgess 3-1; Farrior 2-2; Meyers 3-0. SSU — M. Smith 9-3; Simmons 5-6; Banks 5-5; Lee 3-4; Carswell 5-1; Campbell 3-2; J. Wilson 2-3; Crowley 3-1; Tolbert 2-2.

## Game 4 • N.C. Central 31, Bethune-Cookman 14

October 1, 2016 • Municipal Stadium • Daytona Beach, Fla.

- Wide receiver **Jawill Davis** pulled in two receptions for 14 yards, extending his streak of games with a reception to 15 altogether, dating back to the start of last season.
- Redshirt freshman quarterback **Akevious Williams** started his first game under center for the Maroon and Gold. He finished the game 10-of-21 passing for 119 yards through the air.
- Redshirt sophomore quarterback **Larry Brihm, Jr.** entered the game in the fourth quarter, driving the Wildcats down the field for a quick touchdown. He capped the drive with a 15-yard strike to **Frank Brown**.
- **Diquan Richardson** led the Wildcats in tackles for the first time this season, grabbing down nine stops (six solo, three assisted).
- Redshirt sophomore middle linebacker **Trenton Bridges** picked up his first career interception.

### STATISTICS

SCORING	1	2	3	4	OT	F
N.C. Central	0	7	10	14	—	10
Bethune-Cookman	7	0	0	7	—	16

### SCORING SUMMARY

1st	3:07	BC	Thompkins 17 yd run (Hernandez kick)
2nd	0:24	NC	Stinson 25 yd pass from Bell (McLaren kick)
3rd	9:58	NC	Calvin 4 yd pass from Bell (McLaren kick)
	6:35	BC	McLaren 27 yd field goal
4th	9:00	NC	Bell 3 yd run (McLaren kick)
	4:53	BC	Brown 15 yd pass from Brihm (Hernandez kick)
	1:59	NC	Simpson 40 yd run (McLaren kick)

TEAM STATISTICS	NCCU	BCU
FIRST DOWNS	22	17
RUSHES-YARDS (NET)	44-194	39-100
PASSING YDS (NET)	295	153
Passes Att-Comp-Int	29-15-1	25-12-1
TOTAL OFFENSE PLAYS-YARDS	73-489	64-253
Fumble Returns-Yards	0-0	0-0
Punt Returns-Yards	1-22	1-41
Kickoff Returns-Yards	1-10	2-17
Interception Returns-Yards	1-6	1-18
Punts (Number-Avg)	4-38.5	7-41.0
Fumbles-Lost	1-0	2-0
Penalties-Yards	11-86	8-68
Possession Time	33:22	26:38
Third-Down Conversions	9 of 16	4 of 13
Fourth-Down Conversions	0 of 0	0 of 2
Red-Zone Scores-Chances	3-3	2-2
Sacks By: Number-Yards	5-30	1-6

### INDIVIDUAL STATISTICS

**RUSHING:** NCCU — Simpson 19-116, 1 TD; Cotton 7-36; Bell 12-30, 1 TD; McClain 5-12. BCU — Isme 10-60; Thompkins 3-25, 1 TD; Rigby 7-24; Ak. Williams 13-10; Levy 3-7.

**PASSING:** NCCU — Bell 15-29-1-295, 2 TDs. BCU — Ak. Williams 10-21-1-119; Brihm, Jr. 2-4-0-34, 1 TD.

**RECEIVING:** NCCU — Wilkes 3-90; Stinson 3-50; Miller 3-48; Murphy 2-33; Simpson 1-42; Smith 1-24; Cotton 1-4; Calvin 1-4. BCU — Brown 6-109, 1 TD; Wilson 3-14; Ja. Davis 2-14; Carter 1-16.

**INTERCEPTIONS:** NCCU — Jones 1-6. BCU — Bridges 1-18.

**FUMBLES:** NCCU — Bell 1-0. BCU — TEAM 1-0; Ak. Williams 1-0.

**SACKS (UA-A):** NCCU — Henry-Ajudua 3-0; McClellon 1-0; Smith 0-1; Hunter 0-1. BCU — Bridges 1-0.

**TACKLES (UA-A):** NCCU — Dailey 2-7; Henry-Ajudua 3-3; Hunter 2-3; Smith 1-4; Stanback 1-3; Jones 1-3; Harley 0-4. BCU — Richardson 6-3; Beard 4-4; Ar. Williams 4-1; Burgess 3-2; Meyers 3-2; Thompson 3-2; Ray 1-2; Bridges 1-2; Womack 0-3; Evans 0-3.



## 2016 GAME RECAPS

### Game 5 • 15/16 North Carolina A&T 52, Bethune-Cookman 35

October 15, 2016 • Municipal Stadium • Daytona Beach, Fla.

- Redshirt junior quarterback **Larry Brihm, Jr.** completed a career-high 23-of-42 passes, adding a career-best four touchdown passes on the afternoon. He finished the day with a career-high 376 yards passing.
- Redshirt junior wide receiver **Frank Brown** pulled in a career-best three touchdown passes, all from **Larry Brihm, Jr.** Brown finished with 117 yards on five receptions.
- Redshirt freshman **Akevious Williams** picked up his second start of the campaign under center.
- **Jawill Davis** registered a career-best nine receptions, recording a game-high 143 yards through the air.
- Three players each had nine tackles in the game, including a career-high for **Alexander Morales** and **Trevor Merritt**, each combining for a tackle for loss.

#### STATISTICS

SCORING	1	2	3	4	OT	F
N.C. A&T	14	7	3	28	—	52
Bethune-Cookman	7	7	7	14	—	35

#### SCORING SUMMARY

1st	11:56	AT	Gardin 55 yd pass from Raynard (Jones kick)
	9:29	BC	Lumas 16 pass from Brihm (Hernandez kick)
	1:18	AT	Weaver 8 yd pass from Raynard (Jones kick)
2nd	14:40	AT	Cohen 87 yd run (Jones kick)
	8:54	BC	Brown 18 yd pass from Brihm (Hernandez kick)
3rd	12:42	AT	Jones 22 yd field goal
	10:09	BC	Brown 15 yd pass from Brihm (Hernandez kick)
4th	14:50	BC	Brown 67 yd pass from Brihm (Hernandez kick)
	13:43	AT	Cohen 11 yd run (Jones kick)
	12:11	BC	Isme 2 yd run (Hernandez kick)
	9:22	AT	Bell 37 yd pass from Raynard (Jones kick)
	9:03	AT	Taylor 24 yd interception return (Jones kick)
	2:11	AT	Cohen 8 yd run (Jones kick)

TEAM STATISTICS	NCAT	BCU
<b>FIRST DOWNS</b>	26	22
<b>RUSHES-YARDS (NET)</b>	37-284	17-8
<b>PASSING YDS (NET)</b>	277	395
Passes Att-Comp-Int	31-20-1	48-25-2
<b>TOTAL OFFENSE PLAYS-YARDS</b>	68-561	65-403
Fumble Returns-Yards	0-0	0-0
Punt Returns-Yards	2-2	1-9
Kickoff Returns-Yards	5-70	7-155
Interception Returns-Yards	2-68	1-4
Punts (Number-Avg)	3-47.7	6-39.0
Fumbles-Lost	1-1	0-0
Penalties-Yards	8-74	12-125
Possession Time	34:19	25:41
Third-Down Conversions	7 of 13	3 of 12
Fourth-Down Conversions	0 of 0	1 of 1
Red-Zone Scores-Chances	4-4	4-4
Sacks By: Number-Yards	5-33	1-7

#### INDIVIDUAL STATISTICS

**RUSHING:** NCAT — Cohen 25-220, 3 TD; Bamiro 3-52; Raynard 6-17; Williams 1-1.  
BCU — Thompson 4-24; Ak. Williams 2-4; Rigby 1-0.

**PASSING:** NCAT — Raynard 20-31-1-277, 3 TD. BCU — Brihm, Jr. 23-42-1-376, 4 TD; Ak. Williams 2-6-1-19.

**RECEIVING:** NCAT — D. Keyes 5-34; Weaver, Jr. 4-38, 1 TD; Gardin 3-94, 1 TD; Bell 3-59, 1 TD; Cohen 2-22; Hill 1-21. BCU — Davis 9-143; Brown 5-117, 3TD; Copeland 4-43; Lumas 2-36, 1 TD; Wilson 2-16; Isme 1-26; Carter 1-12.

**INTERCEPTIONS:** NCAT — Lockhart 1-44; Jeremy Taylor 1-24, 1 TD. BCU — Jackson 1-4.

**FUMBLES:** NCAT — Williams 1-1. BCU — None.

**SACKS (UA-A):** NCAT — D. Jones 0-2; A. Keyes 0-2; D. Johnson 0-1; Cates 0-1; Richardson 0-1; Melton 1-0; Ragland 0-1. BCU — Ray 1-0.

**TACKLES (UA-A):** NCAT — Willis 6-1; Taylor 4-2; D. Jones 3-2; D. Johnson 0-4; Abram 3-0; Richardson 2-1; Reynolds 1-2; Ragland 0-3; A. Keyes 0-3. BCU — Merritt 6-3; Bridges 5-4; Morales 2-7; Burgess 6-0; Ray 2-3; Jackson 3-1; Richardson 1-3; Davis 3-0; Beard 1-2; Thompson 1-2; Evans 1-2.

### Game 6 • Bethune-Cookman 21, Norfolk State 14

October 22, 2016 • William "Dick" Price Stadium • Norfolk, Va.

- Redshirt junior quarterback **Larry Brihm, Jr.** passed for 138 yards and a touchdown, giving him an average of 257 yards through the air the last two games for the Wildcats.
- **Larry Brihm, Jr.** has now accounted for at least one touchdown pass through the air in his last four consecutive games under center.
- Senior receiver Jawill Davis continued his streak of consecutive games with at least one catch at 17 games, hauling in two passes for 53 yards and a touchdown.
- Running back **Cameron Rigby** recorded his second career rushing touchdown on the day, getting the start in the backfield for the Wildcats in the process.
- Redshirt freshman quarterback **Akevious Williams** entered the game as a reserve in the second quarter, rushing for 51 yards and a touchdown in the process.
- Safety turned linebacker **Alexander Morales** accumulated a career-high seven tackles (five solo) to lead all Wildcats on defense in the tackles category. He also picked up 1.5 tackles behind the line of scrimmage in the Spartans backfield.

#### STATISTICS

SCORING	1	2	3	4	OT	F
Bethune-Cookman	7	14	0	0	—	21
Norfolk State	7	0	0	7	—	14

#### SCORING SUMMARY

1st	8:16	BC	Davis 39 pass from Brihm (Hernandez kick)
	6:38	NS	Hankerson 43 run (Marouf kick)
2nd	9:52	BC	Ak. Williams 5 run (Hernandez kick)
	3:11	BC	Rigby 11 run (Hernandez kick)
4th	10:39	NS	Chung 4 run (Marouf kick)

TEAM STATISTICS	BCU	NSU
<b>FIRST DOWNS</b>	20	15
<b>RUSHES-YARDS (NET)</b>	47-167	34-132
<b>PASSING YDS (NET)</b>	142	90
Passes Att-Comp-Int	23-10-3	22-11-1
<b>TOTAL OFFENSE PLAYS-YARDS</b>	70-309	56-222
Fumble Returns-Yards	0-0	0-0
Punt Returns-Yards	1-14	0-0
Kickoff Returns-Yards	1-20	4-82
Interception Returns-Yards	1-0	3-11
Punts (Number-Avg)	4-30.2	7-27.1
Fumbles-Lost	0-0	1-0
Penalties-Yards	8-60	5-65
Possession Time	33:36	26:24
Third-Down Conversions	5 of 14	4 of 13
Fourth-Down Conversions	1 of 3	0 of 2
Red-Zone Scores-Chances	3-6	1-2
Sacks By: Number-Yards	5-25	2-10

#### INDIVIDUAL STATISTICS

**RUSHING:** BCU — Thompson 12-60; Ak. Williams 7-51, 1 TD; Rigby 7-30, 1 TD; Isme 6-27; Brihm, Jr. 12-7. NSU — Hankerson 21-60, 1 TD; G. Johnson 7-37; Taylor 2-24; Chung 3-8, 1 TD; Bishop 1-1.

**PASSING:** BCU — Brihm, Jr. 9-19-1-138, 1 TD; Ak. Williams 1-3-1-4; Cagle 0-1-1-0. NSU — Hankerson 11-22-1-90.

**RECEIVING:** BCU — Davis 2-53, 1 TD; Lumas 2-29; Mitchell 2-19; Wilson 1-24; Isme 1-8; Rigby 1-5; Carter 1-4. NSU — Taylor 3-18; Wahee 3-13; G. Johnson 2-27; Church 2-17; Ferebee 1-15.

**INTERCEPTIONS:** BCU — Evans 1-0. NSU — Chavis 1-7; Chapman 1-4; Freeman 1-0.

**FUMBLES:** BCU — None. NSU — Hankerson 1-0.

**SACKS (UA-A):** BCU — Womack 1-0; Palmer 1-0; Bridges 1-0; Ray 1-0; Evans 1-0. NSU — Revels 1-0; Chavis 1-0.

**TACKLES (UA-A):** BCU — Morales 2-5; Richardson 4-2; Ar. Williams 3-3; Bridges 4-1; Bozeman 2-3; Thompson 3-1; Palmer 3-1; Ray 2-2; Miller 2-1; Womack 1-2; Evans 1-2; Peart 0-3. NSU — Chavis 7-5; Livingston 4-7; Archie 3-7; Walker 4-4; Haynesworth 3-4; Brantley 2-3; Lee 1-4; Revels 2-2; Gaylord 1-2.



# 2016 GAME RECAPS

## Game 7 • Bethune-Cookman 41, Delaware State 10

October 29, 2016 • Municipal Stadium • Daytona Beach, Fla.

- Bethune-Cookman celebrated *Senior Appreciation Day* prior to the start of the game. B-CU paid tribute to 16 seniors playing in their final home game at Municipal Stadium.
- Redshirt junior quarterback **Larry Brihm, Jr.** has now accounted for at least one touchdown pass through the air in his last five consecutive games played.
- Senior receiver **Jawill Davis** continued his streak of consecutive games with at least one catch at 18, registering two receptions from 21 yards on the day.
- Sophomore running back **Cameron Rigby** rushed for a career-best 106 yards and a touchdown, including a career-long 50-yard run in the opening quarter.
- For the second consecutive game, Bethune-Cookman did not suffer a fumble. In fact, B-CU did not amass a single turnover for the first time this season.

### STATISTICS

SCORING	1	2	3	4	OT	F
Delaware State	0	3	0	7	—	10
Bethune-Cookman	7	6	14	14	—	41

### SCORING SUMMARY

1st	8:51	BC	Rigby 1 yd run (Hernandez kick)
2nd	12:11	DS	Nzidee 30 yd field goal
	6:40	BC	Hernandez 30 yd field goal
	1:18	BC	Hernandez 21 yd field goal
3rd	10:23	BC	Thompkins 39 yd run (Hernandez kick)
	3:58	BC	Brown 12 yd pass from Brihm (Hernandez kick)
4th	11:30	BC	Brooks 10 yd pass from Brihm (Hernandez kick)
	8:04	DS	Scott 18 yd pass from Rivera (Nzidee kick)
	3:45	BC	Ak. Williams 22 yd run (Hernandez kick)

TEAM STATISTICS	DSU	BCU
FIRST DOWNS	13	20
RUSHES-YARDS (NET)	37-122	38-269
PASSING YDS (NET)	184	224
Passes Att-Comp-Int	18-12-2	26-16-0
TOTAL OFFENSE PLAYS-YARDS	55-306	64-493
Fumble Returns-Yards	0-0	0-0
Punt Returns-Yards	0-0	2-21
Kickoff Returns-Yards	6-123	2-38
Interception Returns-Yards	0-0	2-27
Punts (Number-Avg)	6-39.7	4-42.0
Fumbles-Lost	3-1	0-0
Penalties-Yards	9-78	9-83
Possession Time	25:53	34:07
Third-Down Conversions	3 of 11	4 of 12
Fourth-Down Conversions	0 of 0	2 of 2
Red-Zone Scores-Chances	2-2	5-5
Sacks By: Number-Yards	0-0	1-6

### INDIVIDUAL STATISTICS

**RUSHING:** DSU — Waters 27-96; Daniel Epperson 8-23; Sika Bendolph 2-3.

BCU — Rigby 11-106, 1 TD; Isme 11-52; Thompkins 6-44, 1 TD; Brihm, Jr. 5-28;

Ak. Williams 3-27, 1 TD; Alfred Adams 2-12

**PASSING:** DSU — Epperson 6-11-2-81; Gil Rivera 6-7-0-103, 1 TD.

BCU — Brihm, Jr. 14-24-0-167, 2 TD; Ak. Williams 2-2-0-57.

**RECEIVING:** DSU — Scott 5-80, 1 TD; Waters 4-22; Rutherford 3-82.

BCU — Brown 4-32, 1 TD; Mitchell 2-46; Lumas 2-22; Davis 2-21; Carter 2-12; Isme 1-32;

Copeland 1-25; Thompkins 1-24; Brooks 1-10, 1 TD.

**INTERCEPTIONS:** DSU — None. BCU — Peart 1-14; Richardson 1-13.

**FUMBLES:** DSU — Scott 1-1; Epperson 1-0; Rutherford 1-0. BCU — None.

**SACKS (UA-A):** DSU — None. BCU — Peart 1-0.

**TACKLES (UA-A):** DSU — Nichols 7-3; Harris 6-2; Cavicante 4-2; Burgette 3-3; Barrett 4-1;

Rogers 3-0; Neibauer 3-0; Melton, Jr. 2-1; Small 2-0; De Los Santos 2-0; Black 2-0.

BCU — Bridges 2-5; Smith, Jr. 3-3; Thompson 3-3; Ray 2-4; Richardson 3-1; Ar. Williams 3-1;

Morales 1-2; Merritt 1-2; Mayo 1-2.



# 2016 STATISTICS (OVERALL: 2-5, MEAC: 2-3, HOME: 1-3, AWAY: 1-2, NETRAL: 0-0)

## RESULTS

## 2-5 (2-3 MEAC)

DATE	BC	OPP	OPPONENT	W/L	SCORE	ATT
Sept. 10	RV	—	at North Texas	L	20-41	15,609
Sept. 17	RV	RV	Tennessee State	L	24-31	9,385
Sept. 24	—	—	• Savannah State	L	10-16 (OT)	5,374
Oct. 1	—	—	• North Carolina Central	L	14-31	4,216
Oct. 15	—	15	• North Carolina A&T	L	35-52	3,715
Oct. 22	—	—	• at Norfolk State	W	21-14	3,618
Oct. 29	—	—	• Delaware State	W	41-10	7,822
Nov. 5	—	—	• at Morgan State			
Nov. 19	—	—	• vs. Florida A&M			
Nov. 26	—	—	• at South Carolina State			

## TEAM STATISTICS

	BCU	OPP
<b>SCORING</b>	<b>165</b>	<b>195</b>
Points Per Game	23.6	27.9
Points Off Turnovers	33	31
<b>FIRST DOWNS</b>	<b>126</b>	<b>133</b>
Rushing	56	65
Passing	54	54
Penalty	16	14
<b>RUSHING YARDAGE</b>	<b>1047</b>	<b>1344</b>
Yards gained rushing	1299	1545
Yards lost rushing	252	201
Rushing Attempts	255	280
Average Per Rush	4.1	4.8
Average Per Game	149.6	192.0
TDs Rushing	11	13
<b>PASSING YARDAGE</b>	<b>1205</b>	<b>1339</b>
Comp-Att-Int	95-193-10	97-182-9
Average Per Pass	6.2	7.4
Average Per Catch	12.7	13.8
Average Per Game	172.1	191.3
TDs Passing	9	10
<b>TOTAL OFFENSE</b>	<b>2252</b>	<b>2683</b>
Total Plays	448	462
Average Per Play	5.0	5.8
Average Per Game	321.7	383.3
<b>KICK RETURNS: # Yards</b>	<b>22-393</b>	<b>27-548</b>
<b>PUNT RETURNS: # Yards</b>	<b>13-228</b>	<b>11-77</b>
<b>INT RETURNS: # Yards</b>	<b>9-88</b>	<b>10-120</b>
<b>KICK RETURN AVERAGE</b>	<b>17.9</b>	<b>20.3</b>
<b>PUNT RETURN AVERAGE</b>	<b>17.5</b>	<b>7.0</b>
<b>INT RETURN AVERAGE</b>	<b>9.8</b>	<b>12.0</b>
<b>FUMBLES-LOST</b>	<b>8-2</b>	<b>12-4</b>
<b>PENALTIES-Yards</b>	<b>70-622</b>	<b>62-600</b>
Average Per Game	88.9	85.7
<b>PUNTS-Yards</b>	<b>39-1471</b>	<b>35-1267</b>
Average Per Punt	37.7	36.2
Net punt average	34.7	27.4
<b>TIME OF POSSESSION/Game</b>	<b>29:29</b>	<b>30:31</b>
<b>3RD-DOWN Conversions</b>	<b>24/89</b>	<b>37/96</b>
3rd-Down Pct	27%	39%
<b>4TH-DOWN Conversions</b>	<b>4/13</b>	<b>3/9</b>
4th-Down Pct	31%	33%
<b>SACKS BY-Yards</b>	<b>10-61</b>	<b>19-124</b>
<b>MISC YARDS</b>	<b>0</b>	<b>0</b>
<b>TOUCHDOWNS SCORED</b>	<b>22</b>	<b>25</b>
<b>FIELD GOALS-ATTEMPTS</b>	<b>4-8</b>	<b>7-11</b>
<b>ON-SIDE KICKS</b>	<b>0-0</b>	<b>0-0</b>
<b>RED-ZONE SCORES</b>	<b>(18-25) 72%</b>	<b>(18-21) 86%</b>
<b>RED-ZONE TOUCHDOWNS</b>	<b>(15-25) 60%</b>	<b>(13-21) 62%</b>
<b>PAT-ATTEMPTS</b>	<b>(21-22) 95%</b>	<b>(24-24) 100%</b>
<b>ATTENDANCE</b>	<b>25138</b>	<b>24601</b>
Games/Avg Per Game	4/6284	3/8200
Neutral Site Games		0/0

SCORE BY QUARTERS	1Q	2Q	3Q	4Q	OT	Total
Bethune-Cookman	45	37	27	56	0	165
Opponents	31	58	30	70	6	195

## RUSHING

	G	ATT	GAIN	LOSS	NET	AVG	TD	LG	YPG
Jamaruz Thompkins	7	49	274	18	256	5.2	3	39	36.6
Tupac Isme	7	46	244	10	234	5.1	1	21	33.4
Cameron Rigby	7	39	245	16	229	5.9	3	50	32.7
Akevious Williams	7	45	256	77	179	4.0	4	83	25.6
Anthony Cruz	3	17	106	8	98	5.8	0	18	32.7
Larry Brihm, Jr.	6	44	147	91	56	1.3	0	24	9.3
Marcus Levy	3	7	14	0	14	2.0	0	5	4.7
Alfred Adams	1	2	12	0	12	6.0	0	7	12.0
Frank Brown	7	1	1	0	1	1.0	0	1	0.1
Dre'Sean Nelson	2	1	0	2	-2	-2.0	0	0	-1.0
Team	3	4	0	30	-30	-7.5	0	0	-10.0
<b>TOTAL</b>	<b>7</b>	<b>255</b>	<b>1299</b>	<b>252</b>	<b>1047</b>	<b>4.1</b>	<b>11</b>	<b>83</b>	<b>149.6</b>
<b>OPPONENTS</b>	<b>7</b>	<b>280</b>	<b>1545</b>	<b>201</b>	<b>1344</b>	<b>4.8</b>	<b>13</b>	<b>87</b>	<b>192.0</b>

## PASSING

	G	EFF	C-A-I	PCT	YDS	TD	LG	AVG/G
Larry Brihm, Jr.	6	132.39	64-121-3	52.9	863	9	67	143.8
Akevious Williams	7	72.06	24-53-5	45.3	288	0	40	41.1
Anthony Cruz	3	52.98	7-18-1	38.9	54	0	23	18.0
Jonathan Cagle	7	-200.00	0-1-1	0.0	0	0	0	0.0
<b>TOTAL</b>	<b>7</b>	<b>106.69</b>	<b>95-193-10</b>	<b>49.2</b>	<b>1205</b>	<b>9</b>	<b>67</b>	<b>172.1</b>
<b>OPPONENTS</b>	<b>7</b>	<b>123.34</b>	<b>97-182-9</b>	<b>53.3</b>	<b>1339</b>	<b>10</b>	<b>71</b>	<b>191.3</b>

## RECEIVING

	G	NO	YDS	AVG	TD	LG	AVG/G
Frank Brown	7	21	351	16.7	6	67	50.1
Jawill Davis	7	21	310	14.8	1	39	44.3
Jaime Wilson	7	13	92	7.1	0	24	13.1
Keavon Mitchell	7	8	99	12.4	0	40	14.1
Jontavious Carter	7	7	75	10.7	0	23	10.7
Ja-Quan Lumas	6	6	87	14.5	1	25	14.5
Cameron Rigby	7	6	3	0.5	0	5	0.4
Travares Copeland	7	5	68	13.6	0	25	9.7
Tupac Isme	7	4	69	17.2	0	32	9.9
Jamaruz Thompkins	7	2	39	19.5	0	24	5.6
Brandon Brooks	7	1	10	10.0	1	10	1.4
Michael Boland	2	1	2	2.0	0	2	1.0
<b>TOTAL</b>	<b>7</b>	<b>95</b>	<b>1205</b>	<b>12.7</b>	<b>9</b>	<b>67</b>	<b>172.1</b>
<b>OPPONENTS</b>	<b>7</b>	<b>97</b>	<b>1339</b>	<b>13.8</b>	<b>10</b>	<b>71</b>	<b>191.3</b>

## TOTAL OFFENSE

	G	PLAYS	RUSH	PASS	TOTAL	AVG/G
Larry Brihm, Jr.	6	165	56	863	919	153.2
Akevious Williams	7	98	179	288	467	66.7
Jamaruz Thompkins	7	49	256	0	256	36.6
Tupac Isme	7	46	234	0	234	33.4
Cameron Rigby	7	39	229	0	229	32.7
Anthony Cruz	3	35	98	54	152	50.7
Marcus Levy	3	7	14	0	14	4.7
Alfred Adams	1	2	12	0	12	12.0
Frank Brown	7	1	1	0	1	0.1
Dre'Sean Nelson	2	1	-2	0	-2	-1.0
Team	3	4	-30	0	-30	-10.0
<b>TOTAL</b>	<b>7</b>	<b>448</b>	<b>1047</b>	<b>1205</b>	<b>2252</b>	<b>321.7</b>
<b>OPPONENTS</b>	<b>7</b>	<b>462</b>	<b>1344</b>	<b>1339</b>	<b>2683</b>	<b>383.3</b>



# 2016 STATISTICS (OVERALL: 2-5, MEAC: 2-3, HOME: 1-3, AWAY: 1-2, NEUTRAL: 0-0)

## SCORING

	TD	FGs	PAT	RUSH	RCV	PASS	DXP	SAF	PTS
Frank Brown	7	0-0	0-0	0-0	0	0-0	0	0	42
Uriel Hernandez	0	4-8	21-22	0-0	0	0-0	0	0	33
Akevious Williams	4	0-0	0-0	0-0	0	0-0	0	0	24
Cameron Rigby	3	0-0	0-0	0-0	0	0-0	0	0	18
Jamaruz Thompkins	3	0-0	0-0	0-0	0	0-0	0	0	18
Tupac Isme	1	0-0	0-0	0-0	0	0-0	0	0	6
Diquan Richardson	1	0-0	0-0	0-0	0	0-0	0	0	6
Ja-Quan Lumas	1	0-0	0-0	0-0	0	0-0	0	0	6
Jawill Davis	1	0-0	0-0	0-0	0	0-0	0	0	6
Brandon Brooks	1	0-0	0-0	0-0	0	0-0	0	0	6
<b>TOTAL</b>	<b>22</b>	<b>4-8</b>	<b>21-22</b>	<b>0-0</b>	<b>0</b>	<b>0-0</b>	<b>0</b>	<b>0</b>	<b>165</b>
<b>OPPONENTS</b>	<b>25</b>	<b>7-11</b>	<b>24-24</b>	<b>0-0</b>	<b>0</b>	<b>0-0</b>	<b>0</b>	<b>0</b>	<b>195</b>

## PUNT RETURNS

	NO	YDS	AVG	TD	LG
Frank Brown	9	165	18.3	1	88
Davon Witherspoon	1	4	4.0	0	0
Diquan Richardson	1	21	21.0	0	0
Jaime Wilson	1	24	24.0	0	24
DeAndre Bozeman	1	14	14.0	0	14
<b>TOTAL</b>	<b>13</b>	<b>228</b>	<b>17.5</b>	<b>1</b>	<b>88</b>
<b>OPPONENTS</b>	<b>11</b>	<b>77</b>	<b>7.0</b>	<b>1</b>	<b>22</b>

## KICK RETURNS

	NO	YDS	AVG	TD	LG
Keavon Mitchell	14	295	21.1	0	41
Jamaruz Thompkins	4	59	14.8	0	21
Travares Copeland	2	20	10.0	0	12
Alex Jones	2	19	9.5	0	11
<b>TOTAL</b>	<b>22</b>	<b>393</b>	<b>17.9</b>	<b>0</b>	<b>41</b>
<b>OPPONENTS</b>	<b>27</b>	<b>548</b>	<b>20.3</b>	<b>0</b>	<b>66</b>

## INTERCEPTIONS

	NO	YDS	AVG	TD	LG
Diquan Richardson	2	43	21.5	1	30
Jamaal Burgess	1	9	9.0	0	9
Jeremy Davis	1	0	0.0	0	0
Trenton Bridges	1	18	18.0	0	18
Arthur Williams	1	0	0.0	0	0
Dajuan Jackson	1	4	4.0	0	4
Jacquae Peart	1	14	14.0	0	14
Todney Evans	1	0	0.0	0	0
<b>TOTAL</b>	<b>9</b>	<b>88</b>	<b>9.8</b>	<b>1</b>	<b>30</b>
<b>OPPONENTS</b>	<b>10</b>	<b>120</b>	<b>12.0</b>	<b>1</b>	<b>44</b>

## FUMBLE RETURNS

	NO	YDS	AVG	TD	LG
<b>TOTAL</b>	<b>0</b>	<b>0</b>	<b>0.0</b>	<b>0</b>	<b>0</b>
<b>OPPONENTS</b>	<b>0</b>	<b>0</b>	<b>0.0</b>	<b>0</b>	<b>0</b>

## ALL-PURPOSE YARDS

	G	RUSH	REC	PR	KR	IR	TOT	AVG/G
Frank Brown	7	1	351	185	0	0	517	73.9
Keavon Mitchell	7	0	99	0	295	0	394	56.3
Jamaruz Thompkins	7	256	39	0	59	0	354	50.6
Jawill Davis	7	0	310	0	0	0	310	44.3
Tupac Isme	7	234	69	0	0	0	303	43.3
Cameron Rigby	7	229	3	0	0	0	232	33.1
Akevious Williams	7	179	0	0	0	0	179	25.6
Jaime Wilson	7	0	92	24	0	0	116	16.6
Anthony Cruz	3	98	0	0	0	0	98	32.7
Travares Copeland	7	0	68	0	20	0	88	12.6
Ja-Quan Lumas	6	0	87	0	0	0	87	14.5
Jontavious Carter	7	0	75	0	0	0	75	10.7
Diquan Richardson	7	0	0	21	0	43	64	9.1
Larry Brihm, Jr.	6	56	0	0	0	0	56	9.3
Alex Jones	6	0	0	0	19	0	19	3.2
Trenton Bridges	7	0	0	0	0	18	18	2.6
Marcus Levy	3	14	0	0	0	0	14	4.7
Jacquae Peart	7	0	0	0	0	14	14	2.0
DeAndre Bozeman	7	0	0	14	0	0	14	2.0
Alfred Adams	1	12	0	0	0	0	12	12.0
Brandon Brooks	7	0	10	0	0	0	10	1.4
Jamaal Burgess	7	0	0	0	0	9	9	1.3
Dajuan Jackson	5	0	0	0	0	4	4	0.8
Davon Witherspoon	6	0	0	4	0	0	4	0.7
Michael Bolland	2	0	2	0	0	0	2	1.0
Dre'Sean Nelson	2	-2	0	0	0	0	-2	-1.0
Team	3	-30	0	0	0	0	-30	-10.0
<b>TOTAL</b>	<b>7</b>	<b>1047</b>	<b>1205</b>	<b>228</b>	<b>393</b>	<b>88</b>	<b>2961</b>	<b>423.0</b>
<b>OPPONENTS</b>	<b>7</b>	<b>1344</b>	<b>1339</b>	<b>77</b>	<b>548</b>	<b>120</b>	<b>3428</b>	<b>489.7</b>

## PUNTING

	NO	YDS	AVG	LG	TB	FC	I20	50+	BLK
Jonathan Cagle	34	1303	38.3	55	2	5	11	4	1
Uriel Hernandez	4	168	42.0	49	0	2	0	0	0
Team	1	0	0.0	0	0	0	0	0	0
<b>TOTAL</b>	<b>39</b>	<b>1471</b>	<b>37.7</b>	<b>55</b>	<b>2</b>	<b>7</b>	<b>11</b>	<b>4</b>	<b>1</b>
<b>OPPONENTS</b>	<b>35</b>	<b>1267</b>	<b>36.2</b>	<b>56</b>	<b>4</b>	<b>3</b>	<b>9</b>	<b>4</b>	<b>2</b>

## FIELD GOALS

	FG	PCT	0-19	20-29	30-39	40-49	50-99	LG	BLK
Uriel Hernandez	4-8	50.0	0-0	2-3	2-3	0-1	0-1	39	0

## FIELD GOAL SEQUENCE

	BCU	OPPONENTS
North Texas	-	(19), (20)
Tennessee State	(26)	(44), 49
Savannah State	(39), 32, 52	(38)
N.C. Central	-	42, (27)
North Carolina A&T	42	(22), 46
Norfolk State	27	-
Delaware State	(30), (21)	(30), 59

Numbers in (parentheses) indicate field goal was made.

## KICKOFFS

	NO	YDS	AVG	LG	OB	RET	NET	YDLN
Javaunie Francis	21	1079	51.4	0	2			
Uriel Hernandez	12	675	56.2	2	0			
<b>TOTAL</b>	<b>33</b>	<b>1754</b>	<b>53.2</b>	<b>2</b>	<b>2</b>	<b>548</b>	<b>35.0</b>	<b>29</b>
<b>OPPONENTS</b>	<b>38</b>	<b>2313</b>	<b>60.9</b>	<b>15</b>	<b>1</b>	<b>393</b>	<b>40.7</b>	<b>24</b>



# 2016 STATISTICS (OVERALL: 2-5, MEAC: 2-3, HOME: 1-3, AWAY: 1-2, NEUTRAL: 0-0)

## DEFENSIVE STATISTICS

	GP	UA	AT	TT	TFL-YDS	SACK-YDS	INT-YDS	PBU	QBH	FR-YDS	FF	BLK	SAF
Diquan Richardson	7-5	25	25	50	2.5-9	.	2-43	4	.	.	.	1	.
Trenton Bridges	7-7	21	24	45	6.5-35	3.0-19	1-18	5	.	.	1	.	.
Arthur Williams	7-7	21	13	34	2.5-8	.	1-0	1	.	.	.	.	.
DiShawn Ray	7-4	13	15	28	3.5-16	2.0-11	.	.	1	1-0	1	.	.
Alexander Morales	7-3	9	17	26	2.0-2	.	.	1	.	.	.	.	.
Delwaun Beard	7-6	14	12	26	1.5-2	.	.	.	.	.	.	.	.
Jamaal Burgess	7-6	19	6	25	1.0-3	.	1-9	4	.	.	.	.	.
Kevin Thompson	7-4	11	13	24	5.5-16	.	.	.	1	.	.	.	.
Elliott Miller	7-7	19	4	23	3.0-5	.	.	5	.	.	.	.	.
Anthony Meyers	7-4	8	9	17	3.0-14	1.0-8	.	.	1	.	.	.	.
Trevor Merritt	7-2	11	6	17	0.5-1	.	.	.	.	1-0	.	.	.
Todney Evans	7-6	6	11	17	4.0-17	1.0-9	1-0	1	.	.	.	.	.
Atreyu Farrior	7-3	6	9	15	1.0-1	.	.	2	.	.	.	.	.
DeMarcus Womack	6-5	6	7	13	4.5-11	1.0-4	.	1	.	.	.	.	.
Daniel Palmer	7-3	7	5	12	3.5-9	1.0-4	.	.	1	1-0	.	.	.
Taivon Butler	7-1	2	10	12	1.0-1	.	.	.	.	.	.	.	.
Malik Slaughter	7-1	4	6	10	.	.	.	.	.	.	1	.	.
Jacquae Peart	7-0	4	6	10	1.0-6	1.0-6	1-14	.	.	.	.	.	.
Jamal Thomas	6-0	3	6	9	0.5-2	.	.	.	.	.	.	.	.
Veion Robinson	6-0	6	3	9	.	.	.	.	1	.	.	.	.
Jason Smith, Jr.	6-2	3	5	8	.	.	.	.	.	.	1	.	.
Jeremy Davis	6-0	4	3	7	1.0-3	.	1-0	.	.	.	.	.	.
DeAndre Bozeman	7-1	4	3	7	.	.	.	1	.	.	.	.	.
Dajuan Jackson	5-0	5	1	6	.	.	1-4	.	.	.	.	.	.
Deonte Mayo	5-0	2	3	5	.	.	.	.	.	.	.	.	.
Brandon Brooks	7-0	3	2	5	.	.	.	.	.	.	1	.	.
Milton Williams	4-0	2	2	4	.	.	.	.	.	.	.	.	.
Caleb Holmes	7-0	1	2	3	.	.	.	.	.	1-0	.	.	.
Davon Witherspoon	6-0	1	1	2	.	.	.	.	.	.	.	1	.
Gerald Nesbitt, Jr.	3-0	1	1	2	.	.	.	.	.	.	.	.	.
Tony Williams	4-0	1	1	2	1.0-2	.	.	.	.	.	.	.	.
Dre'Sean Nelson	2-0	1	.	1	.	.	.	.	.	.	.	.	.
Javaunie Francis	5-0	.	1	1	.	.	.	.	.	.	.	.	.
Uriel Hernandez	7-0	.	1	1	.	.	.	.	.	.	.	.	.
Torian Williams	1-0	1	.	1	.	.	.	.	.	.	.	.	.
Donald Johnson IV	2-0	1	.	1	.	.	.	.	.	.	.	.	.
Tupac Isme	7-0	1	.	1	.	.	.	.	.	.	.	.	.
Ja-Quan Lumas	6-3	1	.	1	.	.	.	.	.	.	.	.	.
Jamaruz Thompson	7-1	1	.	1	.	.	.	.	.	.	.	.	.
Demetrius Weaver	6-0	.	1	1	.	.	.	.	.	.	.	.	.
Jarren Davis	1-0	.	.	.	.	.	.	.	1	.	.	.	.
<b>TOTAL</b>	<b>7-0</b>	<b>248</b>	<b>234</b>	<b>482</b>	<b>49-163</b>	<b>10-61</b>	<b>9-88</b>	<b>25</b>	<b>6</b>	<b>4-0</b>	<b>5</b>	<b>2</b>	<b>.</b>
<b>OPPONENTS</b>	<b>7-0</b>	<b>230</b>	<b>206</b>	<b>436</b>	<b>48.0-219</b>	<b>19-124</b>	<b>10-120</b>	<b>25</b>	<b>9</b>	<b>2-0</b>	<b>5</b>	<b>1</b>	<b>.</b>





# 2016 STATISTICS (OVERALL: 2-5, MEAC: 2-3, HOME: 1-3, AWAY: 1-2, NEUTRAL: 0-0)

## GAME-BY-GAME TEAM STATISTICS

GAME BY GAME TEAM STATISTICS																										
GAME	FINAL SCORE	QUARTERS					1ST DOWNS		RUSHING NO-YDS-TD	PASSING			TOT OFF ATT-YDS	PUNTS NO-AVG	F-F	PENALTY NO-YDS	3RD DNS	4TH DNS	RED ZONE	SACKS NO-YDS	FIELD GOALS	POSSESSION TIME				
		1	2	3	4	OT	R-P-PE	TOT		C-A-I	YDS	TD										1	2	3	4	TOT
Bethune-Cookman	20	7	0	6	7		5-2-2	9	32-157-1	8-19-1	74	0	51-231	6-34.0	2-0	10-79	2-12	0-3	0-1	0-0	0-0	7:22	7:43	6:27	4:54	26:26
at North Texas	41	7	17	10	7		18-7-3	28	51-329-4	15-33-1	121	0	84-450	4-33.5	0-0	4-48	7-16	2-3	5-5	3-24	2-2	7:38	7:17	8:33	10:06	33:34
Bethune-Cookman	24	7	10	0	7		9-6-5	20	30-190-2	12-28-2	119	1	58-309	5-40.8	1-1	10-90	1-9	0-1	3-3	0-0	1-1	4:04	7:04	6:53	4:19	22:20
Tennessee State	31	3	14	7	7		7-8-3	18	44-210-1	10-20-2	184	3	64-394	5-32.8	5-1	15-159	6-13	1-1	2-4	1-1	1-2	10:46	7:56	8:07	10:41	37:40
Bethune-Cookman	10	3	0	0	7	0	9-7-2	18	52-156-1	12-24-1	98	0	76-254	7-36.1	3-1	13-117	5-17	0-1	1-4	2-17	1-3	9:13	8:01	10:34	9-49	37:37
at Savannah State	16	0	10	0	0	6	3-6-2	11	33-73-1	14-29-1	188	1	62-261	6-40.7	2-1	10-90	1-14	0-3	1-1	3-26	1-1	5:47	6:59	4:26	5:11	22:23
Bethune-Cookman	14	7	0	0	7		9-8-0	17	39-100-1	12-25-1	153	1	64-253	7-35.0	2-0	8-68	4-13	0-2	2-2	1-6	0-0	8:42	9:23	4:26	4:07	26:38
North Carolina Central	31	0	7	10	14		10-10-2	22	44-194-2	15-29-1	295	2	73-489	4-38.5	1-0	11-86	9-16	0-0	3-3	5-30	1-2	6:18	5:37	10:34	10:53	33:22
Bethune-Cookman	35	7	7	7	14		4-15-3	22	17-8-1	25-48-2	395	4	65-403	6-39.0	0-0	12-125	3-12	1-1	4-4	1-7	0-1	6:22	8:51	4:46	5:42	25:41
North Carolina A&T	52	14	7	3	28		13-10-3	26	37-284-3	20-31-1	277	3	68-561	3-47.7	1-1	8-74	7-13	0-0	4-4	5-33	1-2	8:38	6:09	10:14	9:18	34:19
Bethune-Cookman	21	7	14	0	0		10-6-4	20	47-167-2	10-23-3	142	1	70-309	4-30.2	0-0	8-60	5-14	1-3	3-6	5-25	0-1	10:09	9:25	7:19	6:43	33:36
at Norfolk State	14	7	0	0	7		8-6-1	15	34-132-2	11-22-1	90	0	56-222	7-27.1	1-0	5-65	4-13	0-2	1-2	2-10	0-0	4:51	5:35	7:41	8:17	26:24
Bethune-Cookman	41	7	6	14	14		10-10-0	20	38-269-3	16-26-0	224	2	64-493	4-42.0	0-0	9-83	4-12	2-2	5-5	1-6	2-2	6:48	7:52	8:23	11:04	34:07
Delaware State	10	0	3	0	7		6-7-0	13	37-122-0	12-18-2	184	1	55-306	6-39.7	3-1	9-78	3-11	0-0	2-2	0-0	1-2	8:12	7:08	6:37	3:56	25:53

Bethune-Cookman

at Morgan State

Bethune-Cookman

vs. Florida A&M

Bethune-Cookman

at South Carolina State

## GAME-BY-GAME OFFENSIVE STARTERS

	LT	LG	C	RG	RT	QB	RB	WR	WR	WR	TE
at North Texas	Funches	Morris	Norman	Buissereth	Huff	Brihm	Thompkins	Mitchell	Wilson	Davis	Lumas
Tennessee State	Funches	Morris	Norman	Buissereth	Huff	Brihm	Brown (WR)	Mitchell	Wilson	Davis	Boland
at Savannah State	Funches	Morris	Norman	Buissereth	Huff	Cruz	Rigby	Mitchell	Wilson	Davis	Brown (WR)
N.C. Central	Bryant	Morris	Norman	Buissereth	Huff	Ak. Williams	Rigby	Mitchell	Wilson	Davis	Lumas
N.C. A&T	Bryant	Morris	Norman	Buissereth	Huff	Ak. Williams	Rigby	Mitchell	Wilson	Davis	Brown (WR)
at Norfolk State	Bryant	Buissereth	Norman	Morris	Huff	Brihm	Rigby	Mitchell	Wilson	Davis	Brown (WR)
Delaware State	Funches	Morris	Norman	Buissereth	Huff	Brihm	Rigby	Mitchell	Wilson	Davis	Lumas

at Morgan State

vs. Florida A&M

at South Carolina State

## GAME-BY-GAME DEFENSIVE STARTERS

	DE	DT	DT	DE	OLB	MLB	OLB	CB	S	S	CB
at North Texas	Palmer	Womack	Meyers	Thompson	Smith	Bridges	Farrior	Miller	Ar. Williams	Richardson	Burgess
Tennessee State	Butler	Womack	Meyers	Evans	Beard	Bridges	Farrior	Miller	Ar. Williams	Richardson	Burgess
at Savannah State	Evans	Slaughter	Ray	Thompson	Beard	Bridges	Farrior	Miller	Ar. Williams	Richardson	Burgess
N.C. Central	Evans	Ray	Meyers	Thompson	Beard	Bridges	Smith	Miller	Ar. Williams	Richardson	Burgess
N.C. A&T	Evans	Palmer	Meyers	Womack	Beard	Bridges	Morales	Miller	Ar. Williams	Richardson	Burgess
at Norfolk State	Evans	Ray	Palmer	Womack	Beard	Bridges	Morales	Miller	Ar. Williams	Merritt	Burgess
Delaware State	Evans	Ray	Thompson	Womack	Beard	Bridges	Morales	Miller	Ar. Williams	Merritt	Bozeman

at Morgan State

vs. Florida A&M

at South Carolina State



# 2016 STATISTICS (OVERALL: 2-5, MEAC: 2-3, HOME: 1-3, AWAY: 1-2, NEUTRAL: 0-0)

## GAME-BY-GAME PASSING

LARRY BRIHM, JR.	COMP	ATT	INT	PCT	YDS	TD	LG	SACKS	EFF	ANTHONY CRUZ	COMP	ATT	INT	PCT	YDS	TD	LG	SACKS	EFF
at North Texas	8	19	1	42.1	74	0	31	2-17	64.29	at North Texas	DNP								
Tennessee State	8	13	0	61.5	74	1	21	0-0	134.74	Tennessee State	4	13	1	30.8	45	0	23	1-1	44.46
at Savannah State	DNP									at Savannah State	3	5	0	60.0	9	0	7	0-0	75.12
North Carolina Central	2	4	0	50.0	34	1	19	1-7	203.90	North Carolina Central	DNP								
North Carolina A&T	23	42	1	54.8	376	4	67	4-26	156.63	North Carolina A&T	DNP								
at Norfolk State	9	19	1	47.4	138	1	39	2-10	115.22	at Norfolk State	DNP								
Delaware State	14	24	0	58.3	167	2	40	0-0	144.28	Delaware State	DNP								
at Morgan State										at Morgan State									
vs. Florida A&M										vs. Florida A&M									
at South Carolina State										at South Carolina State									

AKEVIOUS WILLIAMS	COMP	ATT	INT	PCT	YDS	TD	LG	SACKS	EFF
at North Texas	DNP								
Tennessee State	0	2	1	0.0	0	0	0	0-0	-100.0
at Savannah State	9	19	1	47.4	89	0	21	3-26	76.19
North Carolina Central	10	21	1	47.6	144	0	40	4-23	95.70
North Carolina A&T	2	6	1	33.3	19	0	17	1-7	26.60
at Norfolk State	1	3	1	33.3	4	0	4	0-0	-22.13
Delaware State	2	2	0	100.0	57	0	32	0-0	339.40

at Morgan State

vs. Florida A&amp;M

at South Carolina State

## GAME-BY-GAME RUSHING (No.-Yards-TDs)

	NO-YDS-TD	UNT	TSU	SSU	NCCU	NCAT	NSU	DSU	MSU	FAMU	SCSU
Jamaruz Thompkins	49-256-3	6-15-0	7-57-1	11-31-0	3-25-1	4-24-0	12-60-0	6-44-1			
Tupac Isme	46-234-1	1-9-0	-	14-91-0	10-60-0	4-(-5)-1	6-27-0	11-52-0			
Cameron Rigby	39-229-3	2-24-0	5-38-1	6-7-0	7-24-0	1-0-0	7-30-1	11-106-1			
Akevious Williams	45-179-4	2-85-1	2-(-2)-0	16-4-1	13-10-0	2-4-0	7-51-1	3-27-1			
Anthony Cruz	17-98-0	2-(-5)-0	11-81-0	4-22-0	DNP	DNP	DNP	DNP			
Larry Brihm	44-56-0	14-27-0	5-16-0	DNP	2-(-7)-0	6-(-15)-0	12-7-0	5-28-0			
Marcus Levy	7-14-0	3-6-0	DNP	1-1-0	3-7-0	DNP	DNP	DNP			
Alfred Adams	2-12-0	DNP	DNP	DNP	DNP	DNP	DNP	2-12-0			
Frank Brown	1-1-0	-	-	-	-	-	1-1-0	-			
Dre'Sean Nelson	1-(-2)-0	1-(-2)-0	-	DNP	DNP	DNP	DNP	DNP			
Team	4-(-30)-0	1-(-2)-0	DNP	DNP	1-(-19)-0	DNP	2-(-9)-0	DNP			

## GAME-BY-GAME RECEIVING (No.-Yards-TDs)

	NO-YDS-TD	UNT	TSU	SSU	NCCU	NCAT	NSU	DSU	MSU	FAMU	SCSU
Frank Brown	21-351-6	-	3-43-1	3-50-0	6-109-1	5-117-3	-	4-32-1			
Jawill Davis	21-310-1	4-49-0	1-17-0	1-13-0	2-14-0	9-143-0	2-53-1	2-21-0			
Keavon Mitchell	8-99-0	1-8-0	1-15-0	2-11-0	-	-	2-19-0	2-46-0			
Jaime Wilson	13-92-0	1-6-0	1-4-0	5-28-0	3-14-0	2-16-0	1-24-0	-			
Ja-Quan Lumas	6-87-1	-	DNP	-	-	2-36-1	2-29-0	2-22-0			
Jontavious Carter	7-75-0	1-8-0	1-23-0	-	1-16-0	1-12-0	1-4-0	2-12-0			
Tupac Isme	4-69-0	1-3-0	-	-	-	1-26-0	1-8-0	1-32-0			
Travares Copeland	5-68-0	-	-	-	-	4-43-0	-	1-25-0			
Jamaruz Thompkins	2-39-0	-	1-15-0	-	-	-	-	1-24-0			
Brandon Brooks	1-10-1	-	-	-	-	-	-	1-10-1			
Cameron Rigby	6-3-0	-	3-0-0	1-(-4)-0	-	1-2-0	1-5-0	-			
Michael Bolland	1-2-0	-	1-2-0	DNP	DNP	DNP	DNP	DNP			

## GAME-BY-GAME PUNTING

JONATHAN CAGLE	NO	YDS	AVG	LG	I20	TB	50+	60+
at North Texas	5	204	40.8	54	2	0	1	0
Tennessee State	5	204	40.8	50	1	0	1	0
at Savannah State	7	253	36.1	43	2	1	0	0
North Carolina Central	7	287	41.0	55	3	1	2	0
North Carolina A&T	6	234	39.0	45	1	0	0	0
at Norfolk State	4	121	30.2	46	2	0	0	0
Delaware State	DNP							
at Morgan State								
vs. Florida A&M								
at South Carolina State								

URIEL HERNANDEZ	NO	YDS	AVG	LG	I20	TB	50+	60+
at North Texas	-	-	-	-	-	-	-	-
Tennessee State	-	-	-	-	-	-	-	-
at Savannah State	-	-	-	-	-	-	-	-
North Carolina Central	-	-	-	-	-	-	-	-
North Carolina A&T	-	-	-	-	-	-	-	-
at Norfolk State	-	-	-	-	-	-	-	-
Delaware State	4	168	42.0	49	0	0	0	0
at Morgan State								
vs. Florida A&M								
at South Carolina State								

## GAME-BY-GAME KICKING

JAVAUNIE FRANCIS	NO	YDS	AVG	TB	OB
at North Texas	4	232	58.0	0	1
Tennessee State	5	272	54.4	0	0
at Savannah State	3	169	56.3	0	0
North Carolina Central	3	111	37.0	0	1
North Carolina A&T	6	295	49.2	0	0
at Norfolk State	DNP				
Delaware State	DNP				
at Morgan State					
vs. Florida A&M					
at South Carolina State					

URIEL HERNANDEZ	PAT	ATT	PCT	FG	FGA	PCT	LG	PTS
at North Texas	2	3	.667	0	0	.000	-	2
Tennessee State	3	3	1.000	1	1	1.000	26	6
at Savannah State	1	1	1.000	1	3	.333	39	4
North Carolina Central	2	2	1.000	0	0	.000	-	2
North Carolina A&T	5	5	1.000	0	1	.000	-	5
at Norfolk State	3	3	1.000	0	1	.000	-	3
Delaware State	5	5	1.000	2	2	1.000	30	11
at Morgan State								
vs. Florida A&M								
at South Carolina State								



# 2016 STATISTICS (OVERALL: 2-5, MEAC: 2-3, HOME: 1-3, AWAY: 1-2, NEUTRAL: 0-0)

## GAME-BY-GAME TACKLES (UT-AT-TT)

	UT-AT-TT	UNT	TSU	SSU	NCCU	NCAT	NSU	DSU	MSU	FAMU	SCSU
Diquan Richardson	25-25-50	5-4	1-7	5-5	6-3	1-3	4-2	3-1			
Trenton Bridges	21-24-45	4-3	4-5	1-4	1-2	5-4	4-1	2-5			
Arthur Williams	21-13-34	5-3	2-3	4-1	4-1	0-1	3-3	3-1			
DiShawn Ray	13-15-28	-	2-2	4-2	1-2	2-3	2-2	2-4			
Alexander Morales	9-17-26	0-2	1-1	1-0	2-0	2-7	2-5	1-2			
Delwaun Beard	14-12-26	1-2	3-3	2-0	4-4	1-2	2-0	1-1			
Jamaal Burgess	19-6-25	4-0	2-2	3-1	3-2	6-0	-	1-1			
Kevin Thompson	11-13-24	1-2	0-3	-	3-2	1-2	3-1	3-3			
Elliott Miller	19-4-23	6-1	4-0	3-2	2-0	1-0	2-1	1-0			
Todney Evans	6-11-17	-	3-2	0-1	0-3	1-2	1-2	1-1			
Anthony Meyers	8-9-17	2-2	0-3	3-0	3-2	0-1	-	0-1			
Trevor Merritt	11-6-17	2-1	-	-	-	6-3	2-0	1-2			
Atreyu Farrior	6-9-15	2-3	1-2	2-2	0-1	-	-	1-1			
DeMarcus Womack	6-7-13	0-2	2-0	DNP	0-3	1-0	1-2	2-0			
Daniel Palmer	7-5-12	1-2	1-0	0-1	2-0	-	3-1	0-1			
Taivon Butler	2-10-12	0-1	1-3	1-1	0-2	0-1	0-2	-			
Jacquae Peart	4-6-10	1-1	1-0	-	0-1	0-1	0-3	2-0			
Malik Slaughter	4-6-10	0-2	2-0	1-1	0-2	0-1	-	1-0			
Veion Robinson	6-3-9	2-1	1-1	DNP	1-0	1-0	0-1	1-0			
Jamal Thomas	3-6-9	2-1	DNP	0-2	0-2	-	-	1-1			
Jason Smith	3-5-8	0-1	DNP	-	0-1	-	-	3-3			
Jeremy Davis	4-3-7	0-1	1-0	0-1	-	3-0	DNP	0-1			
DeAndre Bozeman	4-3-7	-	-	1-0	-	-	2-3	1-0			
Dajuan Jackson	5-1-6	1-0	-	1-0	-	3-1	DNP	DNP			
Deonte Mayo	2-3-5	DNP	-	-	-	1-1	DNP	1-2			
Brandon Brooks	3-2-5	0-1	1-0	-	-	-	0-1	2-0			
Milton Williams	2-2-4	-	1-2	DNP	DNP	DNP	-	1-0			
Caleb Holmes	1-2-3	-	1-0	-	-	-	0-1	0-1			
Davon Witherspoon	1-1-2	-	-	1-0	DNP	0-1	-	-			
Tony Williams	1-1-2	1-1	-	DNP	-	DNP	DNP	-			
Gerald Nesbitt	1-1-2	1-1	DNP	DNP	-	DNP	DNP	-			
Ja-Quan Lumas	1-0-1	-	DNP	-	-	-	1-0	-			
Javaunie Francis	0-1-1	-	-	-	0-1	-	DNP	DNP			
Donald Johnson	1-0-1	DNP	DNP	DNP	DNP	DNP	-	1-0			
Torian Williams	1-0-1	1-0	DNP	DNP	DNP	DNP	DNP	DNP			
Uriel Hernandez	0-1-1	-	-	-	-	-	0-1	-			
Dre'Sean Nelson	1-0-1	1-0	-	DNP	DNP	DNP	DNP	DNP			
Tupac Isme	1-0-1	-	-	-	-	1-0	-	-			
Demetrius Weaver	0-1-1	-	0-1	-	DNP	-	-	-			
Jamaruz Thompson	1-0-1	-	1-0	-	-	-	-	-			

## GAME-BY-GAME TACKLES FOR LOSS (TFL-YDS)

	TFL-YDS	UNT	TSU	SSU	NCCU	NCAT	NSU	DSU	MSU	FAMU	SCSU
Trenton Bridges	6.5-35	1.5-2	-	1.0-9	1.0-6	1.0-4	2.0-14	-			
Kevin Thompson	5.5-16	-	0.5-1	-	0.5-1	-	3.0-10	1.5-4			
DeMarcus Womack	4.5-11	0.5-2	1.0-1	DNP	0.5-0	1.0-4	1.5-4	-			
Todney Evans	4.0-17	-	2.0-7	-	0.5-1	0.5-0	1.0-9	-			
Daniel Palmer	3.5-9	1.0-2	-	0.5-2	1.0-1	-	1.0-4	-			
DiShawn Ray	3.5-16	-	0.5-2	-	-	1.0-7	1.0-4	1.0-3			
Elliott Miller	3.0-5	2.0-4	-	-	-	1.0-1	-	-			
Anthony Meyers	3.0-14	0.5-2	-	2.0-11	-	-	-	0.5-1			
Diquan Richardson	2.5-9	-	-	2.0-7	-	0.5-2	-	-			
Arthur Williams	2.5-8	1.0-4	-	1.5-4	-	-	-	-			
Alexander Morales	2.0-2	-	-	-	-	0.5-0	1.5-2	-			
Delwaun Beard	1.5-2	1.0-1	0.5-1	-	-	-	-	-			
Jamaal Burgess	1.0-3	-	-	-	0.5-1	-	-	0.5-2			
Taivon Butler	1.0-1	-	0.5-1	-	0.5-0	-	-	-			
Jeremy Davis	1.0-3	-	-	0.5-1	-	-	DNP	0.5-2			
Atreyu Farrior	1.0-1	0.5-1	-	0.5-0	-	-	-	-			
Jacquae Peart	1.0-6	-	-	-	-	-	-	1.0-6			
Tony Williams	1.0-2	1.0-2	-	DNP	-	DNP	DNP	-			
Trevor Merritt	0.5-1	-	-	-	-	0.5-1	-	-			
Jamal Thomas	0.5-2	-	DNP	-	0.5-2	-	-	-			

## GAME-BY-GAME SACKS (SACKS-YDS)

	SACKS-YDS	UNT	TSU	SSU	NCCU	NCAT	NSU	DSU	MSU	FAMU	SCSU
Trenton Bridges	3.0-19	-	-	1.0-9	1.0-6	-	1.0-4	-			
DiShawn Ray	2.0-11	-	-	-	-	1.0-7	1.0-4	-			
Daniel Palmer	1.0-4	-	-	-	-	-	1.0-4	-			
Jacquae Peart	1.0-6	-	-	-	-	-	-	1.0-6			
Anthony Meyers	1.0-8	-	-	1.0-8	-	-	-	-			
DeMarcus Womack	1.0-4	-	-	DNP	-	-	1.0-4	-			
Todney Evans	1.0-9	-	-	-	-	-	1.0-9	-			



# 2016 STATISTICS (OVERALL: 2-5, MEAC: 2-3, HOME: 1-3, AWAY: 1-2, NEUTRAL: 0-0)

## SCORING DRIVES

OPPONENT	PLAYS	YDS	DRIVE TIME	QTR/ CLOCK	DRIVE START	PLAY
at North Texas				1st/11:24		Brown 88 punt return
at North Texas				3rd/6:19		Richardson 30 interception return
at North Texas	3	87	1:32	4th/2:42	BC13	Ak. Williams 83 run
Tennessee State	4	25	0:52	1st/4:47	TS25	Rigby 1 run
Tennessee State	4	65	1:19	2nd/10:10	BC35	Brown 21 pass from Brihm
Tennessee State	9	67	2:56	2nd/1:14	BC24	Hernandez 26 field goal
Tennessee State	5	78	1:42	4th/14:16	BC22	Thompkins 20 run
at Savannah State	7	17	2:16	1st/2:53	SS22	Hernandez 39 field goal
at Savannah State	1	2	2:35	4th/7:19	SS02	Ak. Williams 2 run
N.C. Central	10	80	4:12	1st/3:07	BC20	Thompkins 17 run
N.C. Central	1	15	0:06	4th/4:53	NC15	Brown 15 pass from Brihm
North Carolina A&T	6	83	2:23	1st/9:29	BC17	Lumas 16 pass from Brihm
North Carolina A&T	13	59	5:47	2nd/8:54	BC41	Brown 18 pass from Brihm
North Carolina A&T	6	75	2:33	3rd/10:09	BC25	Brown 15 pass from Brihm
North Carolina A&T	2	67	0:34	4th/14:50	BC33	Brown 67 pass from Brihm
North Carolina A&T	5	59	1:24	4th/12:11	BC41	Isme 2 run
at Norfolk State	8	78	3:24	1st/8:16	BC22	Davis 39 pass from Brihm
at Norfolk State	4	41	1:14	2nd/9:52	NS41	Ak. Williams 5 run
at Norfolk State	10	59	5:14	2nd/3:11	BC41	Rigby 11 run
Delaware State	9	84	4:27	1st/8:51	BC16	Rigby 1 run
Delaware State	6	18	2:45	2nd/6:40	DS31	Hernandez 30 field goal
Delaware State	5	48	2:22	2nd/1:18	BC48	Hernandez 21 field goal
Delaware State	3	51	0:49	3rd/10:23	BC49	Thompkins 39 run
Delaware State	9	75	4:20	3rd/3:58	BC25	Brown 12 pass from Brihm
Delaware State	8	71	5:04	4th/11:30	BC29	Brooks 10 pass from Brihm
Delaware State	8	60	4:11	4th/3:45	BC40	Ak. Williams 22 run
AVERAGE DRIVE	6.1	54.6	3:07			

## DRIVES SUPERLATIVES

<b>MOST PLAYS:</b>	13, twice (last vs. N.C. A&T)	<b>FEWEST PLAYS:</b>	1, seven times (last at Norfolk State)
<b>MOST YARDS:</b>	87 at North Texas	<b>FEWEST YARDS:</b>	(-15) at Savannah State
<b>LONGEST TIME:</b>	6:07 at Savannah State	<b>SHORTEST TIME:</b>	0:06 vs. N.C. Central

## LONG PLAYS (25-plus yards from scrimmage)

YDS	PLAY	OPPONENT (QTR)
83	Akevious Williams run (TD)	at North Texas (4th)
67	Frank Brown pass from Larry Brihm, Jr. (TD)	North Carolina A&T (4th)
50	Cameron Rigby run	Delaware State (1st)
42	Cameron Rigby run	Delaware State (3rd)
40	Keavon Mitchell pass from Larry Brihm, Jr.	Delaware State (2nd)
40	Frank Brown pass from Akevious Williams	North Carolina Central (2nd)
39	Jamaruz Thompkins run (TD)	Delaware State (3rd)
39	Jawill Davis pass from Larry Brihm, Jr.	at Norfolk State (1st)
38	Jawill Davis pass from Larry Brihm, Jr.	North Carolina A&T (3rd)
37	Jawill Davis pass from Larry Brihm, Jr.	North Carolina A&T (1st)
35	Jawill Davis pass from Akevious Williams	North Carolina Central (4th)
32	Tupac Isme pass from Akevious Williams	Delaware State (4th)
31	Jawill Davis pass from Larry Brihm	at North Texas (2nd)
28	Jamaruz Thompkins run	North Carolina Central (3rd)
26	Tupac Isme pass from Larry Brihm, Jr.	North Carolina A&T (4th)
25	Travares Copeland pass from Akevious Williams	Delaware State (4th)
25	Ja-Quan Lumas pass from Larry Brihm, Jr.	at Norfolk State (1st)

## RED ZONE

	SCORE	TIMES IN				RUSH		PASS	-----FAILED TO SCORE INSIDE 20-----						
		RED ZONE	SCORES	POINTS	TDS	TDS	TDS	TDS	FGS	FGA	DOWNS	INT	FUM	HALF	GAME
at North Texas	L, 20-41	1	0	0	0	0	0	0	0	0	1	0	0	0	0
Tennessee State	L, 24-31	3	3	17	2	2	0	0	1	0	0	0	0	0	0
at Savannah State	L, 10-16 (OT)	4	1	7	1	1	0	0	0	1	1	1	0	0	0
North Carolina Central	L, 14-31	2	2	14	2	1	1	0	0	0	0	0	0	0	0
North Carolina A&T	L, 35-52	4	4	28	4	1	3	0	0	0	0	0	0	0	0
at Norfolk State	W, 21-14	6	3	21	3	2	1	0	1	1	1	1	0	0	0
Delaware State	W, 41-10	5	5	27	3	1	2	2	0	0	0	0	0	0	0
at Morgan State															
vs. Florida A&M															
at South Carolina State															
<b>TOTALS</b>		<b>25</b>	<b>18</b>	<b>114</b>	<b>15</b>	<b>8</b>	<b>7</b>	<b>3</b>	<b>2</b>	<b>3</b>	<b>2</b>	<b>0</b>	<b>0</b>	<b>0</b>	<b>0</b>
<b>OPPONENTS</b>		<b>21</b>	<b>18</b>	<b>105</b>	<b>13</b>	<b>8</b>	<b>5</b>	<b>5</b>	<b>0</b>	<b>1</b>	<b>1</b>	<b>1</b>	<b>0</b>	<b>0</b>	<b>0</b>

SEASON PCT. (OVERALL): 18 of 25 (72.0%)

SEASON PCT. (TDS): 15 of 25 (60.0%)

SEASON PCT. (FGS): 3 of 25 (12.0%)

SEASON PCT. (NO SCORE): 7 of 25 (28.0%)





# 2016 STATISTICS (OVERALL: 2-5, MEAC: 2-3, HOME: 1-3, AWAY: 1-2, NEUTRAL: 0-0)

## BETHUNE-COOKMAN INDIVIDUAL GAME HIGHS

<b>Rushes</b>	16	Akevious Williams at Savannah State (Sep 24, 2016)
<b>Yards Rushing</b>	106	Cameron Rigby vs Delaware State (Oct 29, 2016)
<b>TD Rushes</b>	1	11 players
<b>Pass attempts</b>	42	Larry Brihm, Jr. vs North Carolina A&T (Oct 15, 2016)
<b>Pass completions</b>	23	Larry Brihm, Jr. vs North Carolina A&T (Oct 15, 2016)
<b>Yards Passing</b>	376	Larry Brihm, Jr. vs North Carolina A&T (Oct 15, 2016)
<b>TD Passes</b>	4	Larry Brihm, Jr. vs North Carolina A&T (Oct 15, 2016)
<b>Long Pass</b>	67	Larry Brihm, Jr. vs North Carolina A&T (Oct 15, 2016)
<b>Receptions</b>	9	Jawill Davis vs North Carolina A&T (Oct 15, 2016)
<b>Yards Receiving</b>	143	Jawill Davis vs North Carolina A&T (Oct 15, 2016)
<b>TD Receptions</b>	3	Frank Brown vs North Carolina A&T (Oct 15, 2016)
<b>Long Reception</b>	67	Frank Brown vs North Carolina A&T (Oct 15, 2016)
<b>Field Goals</b>	2	Uriel Hernandez vs Delaware State (Oct 29, 2016)
<b>Long Field Goal</b>	39	Uriel Hernandez at Savannah State (Sep 24, 2016)
<b>Punts</b>	7	Jonathan Cagle at Savannah State (Sep 24, 2016)
		Jonathan Cagle vs N.C. Central (Oct 01, 2016)
<b>Long Punt</b>	55	Jonathan Cagle vs N.C. Central (Oct 01, 2016)
<b>Long Punt Return</b>	88	Frank Brown at North Texas (Sep 10, 2016)
<b>Long Kickoff Return</b>	41	Keavon Mitchell vs North Carolina A&T (Oct 15, 2016)
<b>Tackles</b>	10	Diquan Richardson at Savannah State (Sep 24, 2016)
<b>Sacks</b>	1.0	Trenton Bridges at Savannah State (Sep 24, 2016)
		Anthony Meyers at Savannah State (Sep 24, 2016)
		Trenton Bridges vs N.C. Central (Oct 01, 2016)
		DiShawn Ray vs North Carolina A&T (Oct 15, 2016)
		Trenton Bridges at Norfolk State (Oct 22, 2016)
		DeMarcus Womack at Norfolk State (Oct 22, 2016)
		Todney Evans at Norfolk State (Oct 22, 2016)
		DiShawn Ray at Norfolk State (Oct 22, 2016)
		Daniel Palmer at Norfolk State (Oct 22, 2016)
		Jacquae Peart vs Delaware State (Oct 29, 2016)
<b>Tackles For Loss</b>	3.0	Kevin Thompson at Norfolk State (Oct 22, 2016)
<b>Interceptions</b>	1	Diquan Richardson at North Texas (Sep 10, 2016)
		Jamaal Burgess vs Tennessee State (Sep 17, 2016)
		Arthur Williams vs Tennessee State (Sep 17, 2016)
		Jeremy Davis at Savannah State (Sep 24, 2016)
		Trenton Bridges vs N.C. Central (Oct 01, 2016)
		Dajuan Jackson vs North Carolina A&T (Oct 15, 2016)
		Todney Evans at Norfolk State (Oct 22, 2016)
		Diquan Richardson vs Delaware State (Oct 29, 2016)
		Jacquae Peart vs Delaware State (Oct 29, 2016)

## BETHUNE-COOKMAN TEAM GAME HIGHS

<b>Rushes</b>	52	at Savannah State (Sep 24, 2016)
<b>Yards Rushing</b>	269	vs Delaware State (Oct 29, 2016)
<b>Yards Per Rush</b>	7.1	vs Delaware State (Oct 29, 2016)
<b>TD Rushes</b>	3	vs Delaware State (Oct 29, 2016)
<b>Pass attempts</b>	48	vs North Carolina A&T (Oct 15, 2016)
<b>Pass completions</b>	25	vs North Carolina A&T (Oct 15, 2016)
<b>Yards Passing</b>	395	vs North Carolina A&T (Oct 15, 2016)
<b>Yards Per Pass</b>	8.6	vs Delaware State (Oct 29, 2016)
<b>TD Passes</b>	4	vs North Carolina A&T (Oct 15, 2016)
<b>Total Plays</b>	76	at Savannah State (Sep 24, 2016)
<b>Total Offense</b>	493	vs Delaware State (Oct 29, 2016)
<b>Yards Per Play</b>	7.7	vs Delaware State (Oct 29, 2016)
<b>Points</b>	41	vs Delaware State (Oct 29, 2016)
<b>Sacks By</b>	5	at Norfolk State (Oct 22, 2016)
<b>First Downs</b>	22	vs North Carolina A&T (Oct 15, 2016)
<b>Penalties</b>	13	at Savannah State (Sep 24, 2016)
<b>Penalty Yards</b>	125	vs North Carolina A&T (Oct 15, 2016)
<b>Turnovers</b>	3	vs Tennessee State (Sep 17, 2016)
		at Norfolk State (Oct 22, 2016)
<b>Interceptions By</b>	2	vs Tennessee State (Sep 17, 2016)
		vs Delaware State (Oct 29, 2016)
<b>Punts</b>	7	at Savannah State (Sep 24, 2016)
		vs N.C. Central (Oct 01, 2016)
<b>Long Punt</b>	55	vs N.C. Central (Oct 01, 2016)
<b>Long Punt Return</b>	88	at North Texas (Sep 10, 2016)

## OPPONENT INDIVIDUAL GAME HIGHS

<b>Rushes</b>	27	Mike Waters, vs Delaware State (Oct 29, 2016)
<b>Yards Rushing</b>	220	Tarik Cohen, vs North Carolina A&T (Oct 15, 2016)
<b>TD Rushes</b>	3	Tarik Cohen, vs North Carolina A&T (Oct 15, 2016)
<b>Long Rush</b>	87	Tarik Cohen, vs North Carolina A&T (Oct 15, 2016)
<b>Pass attempts</b>	31	Lamar Raynard, vs North Carolina A&T (Oct 15, 2016)
<b>Pass completions</b>	20	Lamar Raynard, vs North Carolina A&T (Oct 15, 2016)
<b>Yards Passing</b>	295	Malcolm Bell, vs N.C. Central (Oct 01, 2016)
<b>TD Passes</b>	3	Lamar Raynard, vs North Carolina A&T (Oct 15, 2016)
<b>Long Pass</b>	71	Ackerman-Carter, vs Tennessee State (Sep 17, 2016)
<b>Receptions</b>	5	Tino Smith II, at Savannah State (Sep 24, 2016)
		Denzel Keyes, vs North Carolina A&T (Oct 15, 2016)
		Aris Scott, vs Delaware State (Oct 29, 2016)
<b>Yards Receiving</b>	104	Steven Newbold, vs Tennessee State (Sep 17, 2016)
<b>TD Receptions</b>	1	Patrick Smith, vs Tennessee State (Sep 17, 2016)
		Steven Newbold, vs Tennessee State (Sep 17, 2016)
		Sanders-McCollu, vs Tennessee State (Sep 17, 2016)
		Jeremiah Harris, at Savannah State (Sep 24, 2016)
		Khalil Stinson, vs N.C. Central (Oct 01, 2016)
		Glen Calvin, vs N.C. Central (Oct 01, 2016)
		Michael Weaver, vs North Carolina A&T (Oct 15, 2016)
		Khris Gardin, vs North Carolina A&T (Oct 15, 2016)
		Elijah Bell, vs North Carolina A&T (Oct 15, 2016)
		Aris Scott, vs Delaware State (Oct 29, 2016)
<b>Long Reception</b>	71	Steven Newbold, vs Tennessee State (Sep 17, 2016)
<b>Field Goals</b>	2	Trevor Moore, at North Texas (Sep 10, 2016)
<b>Long Field Goal</b>	44	Lane Clark, vs Tennessee State (Sep 17, 2016)
<b>Punts</b>	7	Bo Lomax, at Norfolk State (Oct 22, 2016)
<b>Long Punt</b>	56	Eric Keena, at North Texas (Sep 10, 2016)
<b>Long Punt Return</b>	22	LaVontis Smith, vs N.C. Central (Oct 01, 2016)
<b>Long Kickoff Return</b>	66	Tyler Wilson, at North Texas (Sep 10, 2016)
<b>Tackles</b>	12	Marquis Smith, at Savannah State (Sep 24, 2016)
		Nigel Chavis, at Norfolk State (Oct 22, 2016)
<b>Sacks</b>	3.0	F. Henry-Ajudua, vs N.C. Central (Oct 01, 2016)
<b>Tackles For Loss</b>	3.0	Cortney Finney, at North Texas (Sep 10, 2016)
		Marquis Smith, at Savannah State (Sep 24, 2016)
		F. Henry-Ajudua, vs N.C. Central (Oct 01, 2016)
		Nigel Chavis, at Norfolk State (Oct 22, 2016)
<b>Interceptions</b>	2	Terrell Bonds, vs Tennessee State (Sep 17, 2016)

## OPPONENT TEAM GAME HIGHS

<b>Rushes</b>	51	at North Texas (Sep 10, 2016)
<b>Yards Rushing</b>	329	at North Texas (Sep 10, 2016)
<b>Yards Per Rush</b>	7.7	vs North Carolina A&T (Oct 15, 2016)
<b>TD Rushes</b>	4	at North Texas (Sep 10, 2016)
<b>Pass attempts</b>	33	at North Texas (Sep 10, 2016)
<b>Pass completions</b>	20	vs North Carolina A&T (Oct 15, 2016)
<b>Yards Passing</b>	295	vs N.C. Central (Oct 01, 2016)
<b>Yards Per Pass</b>	10.2	vs Delaware State (Oct 29, 2016)
<b>TD Passes</b>	3	vs Tennessee State (Sep 17, 2016)
		vs North Carolina A&T (Oct 15, 2016)
<b>Total Plays</b>	84	at North Texas (Sep 10, 2016)
<b>Total Offense</b>	561	vs North Carolina A&T (Oct 15, 2016)
<b>Yards Per Play</b>	8.2	vs North Carolina A&T (Oct 15, 2016)
<b>Points</b>	52	vs North Carolina A&T (Oct 15, 2016)
<b>Sacks By</b>	5	vs N.C. Central (Oct 01, 2016)
		vs North Carolina A&T (Oct 15, 2016)
<b>First Downs</b>	28	at North Texas (Sep 10, 2016)
<b>Penalties</b>	15	vs Tennessee State (Sep 17, 2016)
<b>Penalty Yards</b>	159	vs Tennessee State (Sep 17, 2016)
<b>Turnovers</b>	3	vs Tennessee State (Sep 17, 2016)
		vs Delaware State (Oct 29, 2016)
<b>Interceptions By</b>	3	at Norfolk State (Oct 22, 2016)
<b>Punts</b>	7	at Norfolk State (Oct 22, 2016)
<b>Long Punt</b>	56	at North Texas (Sep 10, 2016)
<b>Long Punt Return</b>	22	vs N.C. Central (Oct 01, 2016)



# PARTICIPATION

NO	GP/GS	PLAYER	UNT	TSU	SSU	NCCU	NCAT	NSU	DSU	MSU	FAMU	SCSU
48	1/-	Alfred Adams	...	...	...	...	...	...	XXX			
56	7/-	Chris Adams	XXX	XXX	XXX	XXX	XXX	XXX	XXX			
64	7/-	Murphy Allen	XXX	XXX	XXX	XXX	XXX	XXX	XXX			
60	6/-	Marcel Anderson	XXX	XXX	XXX	XXX	XXX	XXX	...			
49	7/6	Delwaun Beard	XXX	START	START	START	START	START	START			
88	2/1	Michael Boland	XXX	START	...	...	...	...	...			
13	7/1	DeAndre Bozeman	XXX	XXX	XXX	XXX	XXX	XXX	START			
42	7/7	Trenton Bridges	START	START	START	START	START	START	START			
2	6/4	Larry Brihm, Jr.	START	START	...	XXX	XXX	START	START			
14	7/-	Brandon Brooks	XXX	XXX	XXX	XXX	XXX	XXX	XXX			
15	7/4	Frank Brown	XXX	START	START	XXX	START	START	XXX			
72	6/3	David Bryant	...	XXX	XXX	START	START	START	XXX			
73	7/7	Job Buissereth	START	START	START	START	START	START	START			
11	7/6	Jamaal Burgess	START	START	START	START	START	START	XXX			
92	7/1	Taivon Butler	XXX	START	XXX	XXX	XXX	XXX	XXX			
38	7/-	Jonathan Cagle	XXX	XXX	XXX	XXX	XXX	XXX	XXX			
4	7/-	Jontavious Carter	XXX	XXX	XXX	XXX	XXX	XXX	XXX			
5	7/-	Travares Copeland	XXX	XXX	XXX	XXX	XXX	XXX	XXX			
3	3/1	Anthony Cruz	XXX	XXX	START	...	...	...	...			
59	1/-	Jarren Davis	...	...	...	...	...	...	XXX			
17	7/7	Jawill Davis	START	START	START	START	START	START	START			
19	6/-	Jeremy Davis	XXX	XXX	XXX	XXX	XXX	...	XXX			
55	7/6	Todney Evans	XXX	START	START	START	START	START	START			
46	7/3	Atreyu Farrior	START	START	START	XXX	XXX	XXX	XXX			
39	5/-	Javaunie Francis	XXX	XXX	XXX	XXX	XXX	...	...			
58	7/4	Jaylen Funches	START	START	START	XXX	XXX	XXX	START			
31	3/-	Terry Harden	...	...	...	...	XXX	XXX	XXX			
41	7/-	Uriel Hernandez	XXX	XXX	XXX	XXX	XXX	XXX	XXX			
40	7/-	Caleb Holmes	XXX	XXX	XXX	XXX	XXX	XXX	XXX			
67	3/-	Chris Hudson	XXX	XXX	...	...	...	...	XXX			
57	7/7	Trevin Huff	START	START	START	START	START	START	START			
78	3/-	Christian Hughley	...	...	...	...	XXX	XXX	XXX			
20	7/-	Tupac Isme	XXX	XXX	XXX	XXX	XXX	XXX	XXX			
26	5/-	Dajuan Jackson	XXX	XXX	XXX	XXX	XXX	...	...			
37	2/-	Donald Johnson	...	...	...	...	...	XXX	XXX			
79	6/-	Alex Jones	XXX	XXX	...	XXX	XXX	XXX	XXX			
8	3/-	Marcus Levy	XXX	...	XXX	XXX	...	...	...			
86	6/3	Ja-Quan Lumas	START	...	XXX	START	XXX	XXX	START			
82	4/-	Denzel Manning	...	...	...	XXX	XXX	XXX	XXX			
54	5/-	Deonte Mayo	...	XXX	XXX	XXX	XXX	...	XXX			
35	7/2	Trevor Merritt	XXX	XXX	XXX	XXX	XXX	START	START			
93	7/4	Anthony Meyers	START	START	XXX	START	START	XXX	XXX			
7	7/7	Elliott Miller	START	START	START	START	START	START	START			
6	7/7	Keavon Mitchell	START	START	START	START	START	START	START			
36	7/3	Alexander Morales	XXX	XXX	XXX	XXX	START	START	START			
66	7/7	Dazzie Morris	START	START	START	START	START	START	START			
12	2/-	Dre'Sean Nelson	XXX	XXX	...	...	...	...	...			
96	3/-	Gerald Nesbitt	XXX	...	...	XXX	...	...	XXX			
71	7/7	Phillip Norman	START	START	START	START	START	START	START			
98	7/3	Daniel Palmer	START	XXX	XXX	XXX	START	START	XXX			
33	7/-	Jacquae Peart	XXX	XXX	XXX	XXX	XXX	XXX	XXX			
47	3/-	Werley Placide	XXX	XXX	XXX	...	...	...	...			
95	7/4	DiShawn Ray	XXX	XXX	START	START	XXX	START	START			
22	7/5	Diquan Richardson	START	START	START	START	START	XXX	XXX			
28	7/5	Cameron Rigby	XXX	XXX	START	START	START	START	START			
32	6/-	Veion Robinson	XXX	XXX	...	XXX	XXX	XXX	XXX			
94	7/1	Malik Slaughter	XXX	XXX	START	XXX	XXX	XXX	XXX			



# PARTICIPATION

NO	GP/GS	PLAYER	UNT	TSU	SSU	NCCU	NCAT	NSU	DSU	MSU	FAMU	SCSU
34	6/2	Jason Smith	START	...	XXX	START	XXX	XXX	XXX			
90	6/-	Jamal Thomas	XXX	...	XXX	XXX	XXX	XXX	XXX			
30	7/1	Jamaruz Thompkins	START	XXX	XXX	XXX	XXX	XXX	XXX			
91	7/4	Kevin Thompson	START	XXX	START	START	XXX	XXX	START			
85	6/-	Demetrius Weaver	XXX	XXX	XXX	...	XXX	XXX	XXX			
75	1/-	Troy Wilkins	XXX	...	...	...	...	...	...			
10	7/2	Akevious Williams	XXX	XXX	XXX	START	START	XXX	XXX			
25	7/7	Arthur Williams	START	START	START	START	START	START	START			
84	4/-	Milton Williams	XXX	XXX	...	...	...	XXX	XXX			
51	4/-	Tony Williams	XXX	XXX	...	XXX	...	...	XXX			
53	1/-	Torian Williams	XXX	...	...	...	...	...	...			
1	7/7	Jaime Wilson	START	START	START	START	START	START	START			
16	6/-	Davon Witherspoon	XXX	XXX	XXX	...	XXX	XXX	XXX			
50	6/5	DeMarcus Womack	START	START	...	XXX	START	START	START			



## The Last Time Bethune-Cookman...

shut out its opponent: South Carolina State, 14-0, 2010  
 rushed for 300 yards: 303 vs. Morgan State, 2015  
 rushed for 400 yards: 475 vs. Hampton, 2013  
 rushed for 500 yards: 578 vs. Albany State, 1994  
 had less than 25 rushes: 17 vs. North Carolina A&T, 2016  
 had less than 50 yards rushing: 8 vs. North Carolina A&T, 2016  
 had less than 100 yards rushing: 82 at North Carolina A&T, 2015  
 attempted less than 10 passes: 9 vs. Howard, 2008  
 attempted 40 passes: 48 vs. North Carolina A&T, 2016  
 attempted 50 passes: 51 at Delaware State, 1995  
 completed less than five passes: 4 at Miami (Fla.), 2015  
 completed 25 passes: 25 vs. North Carolina A&T, 2016  
 completed 30 passes: 34 at Grambling State, 2015  
 had less than 50 yards passing: 26 at Miami (Fla.), 2015  
 passed for 300 yards: 395 vs. North Carolina A&T, 2016  
 passed for 400 yards: 463 at Grambling State, 2015  
 passed for 500 yards: 527 vs. Georgia Southern, 1984  
 had less than 100 yards of total offense: 79 at Miami (Fla.), 2015  
 had less than 200 yards of total offense: 175 at South Carolina State, 2014  
 had 500 yards of total offense: 592 vs. Savannah State, 2015  
 had 600 yards of total offense: 600 vs. Morgan State, 2015  
 had 700 yards of total offense: *Never accomplished*  
 had less than 10 first downs: 5 at Miami (Fla.), 2015  
 had 30 first downs: 30 vs. Morgan State, 2015  
 did not punt: vs. Virginia Union, 2013  
 punted 10 times: 10 at Miami (Fla.), 2015  
 had nine turnovers: *N/A*  
 had four turnovers: at South Carolina State, 2014  
 lost six fumbles: vs. Shaw, 2009  
 threw five interceptions: 5 at Norfolk State, 2009  
 was not penalized: *Never accomplished*  
 was penalized 10 times: 12 vs. North Carolina A&T, 2016  
 accumulated 100 yards of penalties: 125 vs. North Carolina A&T, 2016  
 scored 50 points: 59 vs. Norfolk State, 2015  
 scored 60 points: 66 vs. Virginia Union, 2013  
 trailed after three quarters, but rallied to win: Trained at North Carolina Central, 26-14, and rallied to win, 28-26, in 2015  
 came from 10 points behind on the road to win: Trained at North Carolina Central, 26-14, and rallied to win 28-26, in 2015  
 had possession time of 40 minutes: 43:41 at South Carolina State, 2010  
 scored four touchdowns in a quarter: at Grambling State, 2015 (4th quarter)  
 ran 90 plays in a game: 90 at Morgan State, 2010  
 did not fumble: vs. Delaware State, 2016  
 did not fumble and the opponent did not fumble: at FIU, 2014  
 had back-to-back games without a fumble: vs. North Carolina A&T & at Norfolk State, 2016  
 had three-straight games without a fumble: vs. North Carolina A&T, at Norfolk State and vs. Delaware State, 2016

## The Last Time a Wildcat...

had 25 carries in a game: 29 by Isidore Jackson vs. Florida A&M (Orlando, Fla.), 2013  
 had 30 carries in a game: 34 by Isidore Jackson at Norfolk State, 2011  
 ran for 100 yards: 106 by Cameron Rigby vs. Delaware State, 2016  
 ran for 150 yards: 182 by Isidore Jackson at N.C. Central, 2013  
 ran for 200 yards: 203 by David Blackwell vs. Savannah State, 2011  
 ran for 250 yards: 284 by Pa'Tell Troutman vs. Norfolk State, 1998  
 had a 50-yard scoring run: 50 by Michael D. Jones vs. Savannah State, 2015  
 had a 50-yard non-scoring run: 50 by Cameron Rigby vs. Delaware State, 2016  
 had a 75-yard scoring run: 75 by Michael D. Jones vs. Norfolk State, 2015  
 had an 80-yard scoring run: 83 by Akevious Williams at North Texas, 2016  
 had two players gain 100 yards rushing: Michael D. Jones (117) and Larry Brihm (104) vs. North Carolina Central, 2014  
 had three players gain 100 yards rushing: Isidore Jackson (123), Rodney Scott (103) and Brodrick Waters (100) vs. Alabama State (Orlando, Fla.), 2012  
 quarterback rushed for 100 yards: 141 by Larry Brihm at Delaware State, 2015  
 wide receiver rushed for 100 yards: 117 by Michael D. Jones vs. N.C. Central, 2014  
 rushed and passed for 100 yards: Quentin Williams vs. Savannah State, 2015 (207 passing, 100 rushing)  
 attempted 40 passes: 42 by Larry Brihm, Jr. vs. North Carolina A&T, 2016  
 attempted 45 passes: 45 by Jamarr Robinson vs. South Carolina State, 2011  
 completed 25 passes: 25 by Jamarr Robinson vs. South Carolina State, 2011  
 completed 30 passes: 31 by Todd Walker at Norfolk State, 1995  
 passed for 300 yards: 376 by Larry Brihm, Jr. vs. North Carolina A&T, 2016  
 passed for 400 yards: 450 by Michael Jackson at Delaware State, 1993  
 threw three scoring passes: 3 by Quentin Williams vs. Florida A&M (Orlando, Fla.), 2015

threw four scoring passes: 4 by Larry Brihm, Jr. vs. North Carolina A&T, 2016  
 threw five scoring passes: 5 by Jarod Rucker vs. South Carolina State, 2007 (ties B-CU record)  
 player threw a 75-yard TD pass: 76 by Quentin Williams to Preston Cleckley vs. N.C. Central, 2012  
 player threw an 80-yard TD pass: 89 by Quentin Williams to Michael Jones vs. Norfolk State, 2015  
 quarterback came off the bench to lead team to win: Larry Brihm vs. N.C. Central, 2014, replaced starter Quentin Williams  
 had 50 plays, running and passing: 51 by Jimmie Russell at Morgan State, 2006 (36 passes, 15 rushes)  
 caught 10 passes: 14 by Eric Weems vs. Delaware State, 2006  
 had 100 yards receiving: 115 by Jawill Davis vs. Florida A&M (Orlando, Fla.), 2015  
 had 150 yards receiving: 199 by Jawill Davis at Grambling State, 2015  
 had 200 yards receiving: 226 by James Adderly vs. Norfolk State, 1998  
 had two players gain 100 yards receiving: Jawill Davis (143) and Frank Brown (117) vs. North Carolina A&T, 2016  
 had 300 yards of total offense: 361 by Larry Brihm, Jr. vs. North Carolina A&T, 2016  
 had 400 yards of total offense: 425 by Quentin Williams vs. Norfolk State, 2015  
 scored three touchdowns: 3 by Frank Brown vs. North Carolina A&T, 2016  
 scored four touchdowns: 4 by Jimmie Russell vs. Morgan State, 2005  
 scored three touchdowns of 25 yards or more: *N/A*  
 ran for three touchdowns: 3 by Anthony Jordan vs. North Carolina Central, 2014  
 ran for four touchdowns: 4 by Jimmie Russell vs. Morgan State, 2005  
 accounted for five touchdowns: 5 by Quentin Williams (4 pass, 1 rush) vs. Norfolk State, 2015  
 caught three touchdown passes: 3 by Frank Brown vs. North Carolina A&T, 2016  
 caught four touchdown passes: 4 by James Adderly vs. Norfolk State, 1998  
 caught three touchdown passes in a quarter: *Never accomplished*  
 scored a touchdown in the final minute of regulation to win: Allen Suber pass to Eric Weems for 18 yards, vs. Florida A&M (Orlando, Fla.), 2003  
 a non-quarterback completed a pass: Michael Dunn to Paul Neufville for 54 yards at North Carolina A&T, 2005  
 a non-quarterback threw a touchdown pass: Terry Anderson to Don Williams for 75 yards vs. Albany State, 1976  
 a non-quarterback threw a touchdown pass to a quarterback: *Never accomplished*  
 returned a kickoff for a touchdown: Eddie Poole, 37 yards vs. Howard, 2010  
 returned the opening kickoff for a touchdown: Eugene Monts, 95 yards vs. Tuskegee, 1975  
 returned a punt for a touchdown: Frank Brown at North Texas, 88 yards, 2016  
 returned two punts for touchdowns: *N/A*  
 returned an interception for a touchdown: Diquan Richardson at North Texas, 30 yards, 2016  
 returned a fumble for a touchdown: Donald Smith, 3 yards at South Carolina State, 2014  
 recovered a fumble in the end zone for a touchdown: Tyrone Bouie, Jr. at South Carolina State, 2012  
 offensive lineman scored a touchdown: *Never accomplished*  
 blocked a punt: Davon Witherspoon vs. Tennessee State, 2016  
 blocked 2 punts in a game: *N/A*  
 blocked 3 punts in a game: *N/A*  
 blocked a punt for a touchdown: Leroy Holt blocked a Jeremiah McGeough punt and recovered the ball in the end zone for a touchdown vs. Delaware State, 2014  
 blocked a field goal: Todney Evans vs. Morgan State, 2015  
 blocked an extra point attempt: Robert Way at Delaware State, 2015  
 had a 60-yard punt: 64 by Jonathan Cagle vs. Savannah State, 2015  
 had a 70-yard punt: 71 by Justin Keable vs. Jacksonville, 2007  
 kicked a 50-yard field goal: Jesus Cortez, 51 yards vs. Florida A&M (Orlando, Fla.), 2005  
 kicked four field goals: 4 by Marc McLachlan vs. South Carolina State, 1989  
 kicked a game-winning field goal: Kory Kowalski, 40 yards, at Delaware State, 2009  
 scored a two-point conversion: Jontavious Carter pass from Quentin Williams at Grambling State, 2015  
 had two interceptions: Thomas Finnie at Savannah State, 2014  
 had three interceptions: Michael Williams at Morgan State, 2010  
 had four interceptions: Rashean Mathis vs. Delaware State, 2000  
 had five interceptions: Alvin Wyatt, Sr. vs. Albany State, 1969  
 had two interceptions in the same quarter: Michael Williams, 3rd quarter, at Morgan State, 2010  
 defensive lineman scored a touchdown: tackle Erik Williams returned an interception 41 yards for a touchdown vs. Virginia Union, 2013  
 had 20 or more tackles: 20 by Jarkevis Fields vs. Norfolk State, 2013  
 had three sacks: Ryan Davis at Norfolk State, 2011  
 had four sacks: 5 by Anthony Hubbard (B-CU record) vs. Delaware State, 2002  
 scored a safety: Rony Barrow sacked Norfolk State quarterback Terrance Ervin in the end zone, 2014  
 returned a blocked extra point for two points: Ben Ballard vs. Morgan State, 2007  
 ran for a touchdown, caught a touchdown, and threw a touchdown pass: *N/A*





# 2016 BETHUNE-COOKMAN WILDCATS ROSTER

## ALPHABETICAL ROSTER

NO	NAME	POS
56	Chris Adams	OL
64	Murphy Allen	LS
60	Marcel Anderson	OL
83	Darian Baker	WR
69	L'Dre Barnes	OL
49	Delwaun Beard	DE
76	Jerry Beauchamp	OL
88	Michael Boland	TE
13	DeAndre Bozeman	CB
42	Trenton Bridges	LB
2	Larry Brihm, Jr.	QB
14	Brandon Brooks	WR
15	Frank Brown	WR
43	Simeon Brown	SAF
72	David Bryant	OL
73	Job Buissereth	OL
11	Jamaal Burgess	DB
92	Taivon Butler	DL
38	Jonathan Cagle	P
4	Jontavious Carter	WR
29	Antonio Collier	SS
5	Travares Copeland	WR
3	Anthony Cruz	QB
52	Tyre Curry	LB
59	Jarren Davis	DL
17	Jawill Davis	WR
19	Jeremy Davis	DB
89	Kendon Davis	WR
9	Jabari Dunham	QB
55	Todney Evans	DL
46	Atreyu Farrior	LB
39	Javaunie Francis	K
81	Steffon Francois	WR
58	Jaylen Funches	OL
31	Terry Harden	DB
41	Uriel Hernandez	K
40	Caleb Holmes	DB
67	Chris Hudson	OL
57	Trevin Huff	OL
78	Christian Hughley	OL
20	Tupac Isme	RB
26	Dajuan Jackson	CB
37	Donald Johnson IV	DB
79	Alex Jones	DL
21	Michael Jones	RB
99	Samuel Kelly	DL
44	Davonte Lawrence	SAF
8	Marcus Levy	RB
86	Ja-Quan Lumas	TE
82	Denzel Manning	WR
24	Sam Marc	CB
54	Deonte Mayo	LB
35	Trevor Merritt	CB
93	Anthony Meyers	DL
7	Elliott Miller	CB
6	Keavon Mitchell	WR
36	Alexander Morales	DB
66	Dazzie Morris	OL
12	Dre'Sean Nelson	RB
96	Gerald Nesbitt, Jr.	DE
71	Phillip Norman	OL
98	Daniel Palmer	DL

## NUMERICAL ROSTER

NO	NAME	POS	HT	WT	CL.-EXP	HOMETOWN / HIGH SCHOOL (PREVIOUS SCHOOL)
1	Jaime Wilson	WR	5-10	210	R-Sr.	Belle Glade, Fla./Glades Central HS/Western Michigan
2	Larry Brihm, Jr.	QB	5-11	209	Sr.	Delray Beach, Fla./Village Academy
3	Anthony Cruz	QB	6-5	210	Jr.	Bronx, N.Y./John F. Kennedy HS/Globe Tech
4	Jontavious Carter	WR	6-3	200	R-Sr.	Cordele, Ga./Crisp County HS/Miami (Fla.)
5	Travares Copeland	WR	5-10	189	Sr.	Port St. Lucie, Fla./Treasure Coast HS/NC State
6	Keavon Mitchell	WR	5-9	173	Soph.	Hollywood, Fla./Flanagan HS
7	Elliott Miller	CB	5-9	148	Soph.	Miami, Fla./Norland HS
8	Marcus Levy	RB	5-11	215	Jr.	Ft. Pierce, Fla./Ft. Pierce Central HS/Nassau CC
9	Jabari Dunham	QB	6-3	211	Jr.	Eustis, Fla./Leesburg HS/UT-Martin
10	Akevious Williams	QB	6-2	188	Soph.	Madison, Fla./Madison County HS
11	Jamaal Burgess	DB	6-0	186	Jr.	Miami, Fla./Kilian HS/West Hills College Coalinga
12	Dre'Sean Nelson	RB	5-6	170	Sr.	Ft. Lauderdale, Fla./Dillard HS
13	DeAndre Bozeman	CB	5-10	173	Jr.	West Palm Beach, Fla./Dwyer HS/Highland CC
14	Brandon Brooks	WR	6-2	192	R-Sr.	Jacksonville, Fla./First Coast HS/Troy
15	Frank Brown	WR	5-11	185	Sr.	Palm Beach Gardens, Fla./Palm Beach Gardens HS
16	Davon Witherspoon	WR	6-3	201	Jr.	Miami, Fla./McArthur HS/Cincinnati
17	Jawill Davis	WR	5-11	177	Sr.	Miami, Fla./American HS
19	Jeremy Davis	DB	6-0	177	R-Sr.	Cape Coral, Fla./Milford Academy/UCF
20	Tupac Isme	RB	5-11	179	Fr.	Naples, Fla./Lely HS
21	Michael Jones	RB	5-11	197	Sr.	Sarasota, Fla./Booker HS
22	Diquan Richardson	SAF	5-11	167	Jr.	Alvin, S.C./Fort Dorchester HS/Paine
24	Sam Marc	CB	6-0	170	Fr.	Miami, Fla./Norland HS
25	Arthur Williams	DB	6-3	204	Jr.	Sebring, Fla./Sebring HS/Massachusetts
26	Dajuan Jackson	CB	5-11	185	Fr.	Jacksonville, Fla./Raines HS
28	Cameron Rigby	RB	5-7	177	Jr.	Miramar, Fla./Miramar HS
29	Antonio Collier	SS	6-1	175	Fr.	Hollywood, Fla./McArthur HS
30	Jamaruz Thompkins	RB	5-11	211	Sr.	Tampa, Fla./Tampa Bay Tech
31	Terry Harden	DB	5-11	186	Sr.	West Park, Fla./Hollywood Hills HS
32	Veion Robinson	LB	6-1	220	Jr.	Hampton, Ga./Lovejoy HS/Middle Tennessee
33	Jacquae Peart	LB	6-1	240	Jr.	Sebring, Fla./Sebring HS/Dean College
34	Jason Smith, Jr.	LB	6-0	213	Sr.	Hialeah, Fla./American HS/Dodge City CC
35	Trevor Merritt	CB	5-10	185	Fr.	Melbourne, Fla./Viera HS
36	Alexander Morales	DB	5-10	211	Jr.	Miami, Fla./Hialeah HS
37	Donald Johnson IV	DB	6-0	175	Soph.	Jacksonville, Fla./University Christian HS
38	Jonathan Cagle	P	6-3	183	Sr.	Pensacola, Fla./Pine Forest HS
39	Javaunie Francis	K	6-2	236	Soph.	Miami, Fla./Miami Central HS
40	Caleb Holmes	DB	5-9	191	Soph.	Jacksonville, Fla./Raines HS
41	Uriel Hernandez	K	5-4	209	Soph.	Homestead, Fla./Homestead HS
42	Trenton Bridges	LB	6-0	234	Jr.	DeLand, Fla./DeLand HS
43	Simeon Brown	SAF	6-1	175	Fr.	Deerfield Beach, Fla./Deerfield Beach HS
44	Davonte Lawrence	SAF	6-0	190	Fr.	Jacksonville, Fla./Raines HS
45	Isaiah Richard	FS	6-3	175	Fr.	Ocala, Fla./Vanguard HS
46	Atreyu Farrior	LB	6-2	232	Sr.	Lakeland, Fla./Kathleen HS
47	Werley Placide	LB	6-3	223	Sr.	Boca Raton, Fla./Olympic HS
49	Delwaun Beard	DE	6-3	235	Sr.	Culver City, Calif./Culver City HS/Santa Monica College
50	DeMarcus Womack	DL	6-3	348	Sr.	Orlando, Fla./Jones HS/Globe Tech
51	Tony Williams	DL	6-2	276	Sr.	Jackson, Miss./Murrah HS/Mississippi Delta CC
52	Tyre Curry	LB	6-0	220	Fr.	Jacksonville, Fla./University Christian HS
53	Torian Williams	LB	6-3	205	Fr.	Ft. Lauderdale, Fla./Dillard HS
54	Deonte Mayo	LB	6-2	209	Jr.	Ocala, Fla./Forest HS
55	Todney Evans	DL	6-2	222	Jr.	Delray Beach, Fla./Atlantic HS/Middle Tennessee State
56	Chris Adams	OL	6-4	300	Jr.	Dayton, Ohio/Carroll HS/Lackawanna CC
57	Trevin Huff	OL	6-4	291	R-Sr.	Tallahassee, Fla./Lincoln HS
58	Jaylen Funches	OL	6-5	310	Jr.	Willoughby, Ohio/Benedictine HS/Lackawanna CC
59	Jarren Davis	DL	6-3	271	Sr.	Jacksonville, Fla./Stanton HS
60	Marcel Anderson	OL	6-2	340	Soph.	Wilmington, N.C./New Hanover HS
63	Jamal Savage	OL	6-6	320	Fr.	Plant City, Fla./Plant City HS
64	Murphy Allen	LS	6-2	260	Sr.	Starke, Fla./Bradford HS/Florida Atlantic
65	Jarrett Tingle	OL	6-3	307	Sr.	Harrisburg, Pa./Central Dauphin East HS/Lackawanna CC
66	Dazzie Morris	OL	6-2	320	Sr.	Apopka, Fla./Apopka HS
67	Chris Hudson	OL	6-5	308	Jr.	Ocala, Fla./West Port HS
68	Kevin Richardson	OL	6-4	305	Fr.	Seffner, Fla./Armwood HS
69	L'Dre Barnes	OL	6-3	290	Fr.	St. Petersburg, Fla./Admiral Farragut HS



## 2016 BETHUNE-COOKMAN WILDCATS ROSTER

## NUMERICAL ROSTER

NO	NAME	POS	HT	WT	CL.-EXP	HOMETOWN / HIGH SCHOOL (PREVIOUS SCHOOL)
71	Phillip Norman	OL	6-4	318	Sr.	Sebastian, Fla./Sebastian River HS
72	David Bryant	OL	6-7	336	Jr.	Summerville, S.C./Cane Bay HS
73	Job Buissereth	OL	6-4	325	Jr.	Brooklyn, N.Y./Lincoln HS/Nassau CC
74	Nicholas Roos	OL	6-7	263	Soph.	Ormond Beach, Fla./Mainland HS
75	Troy Wilkins II	OL	6-0	321	Jr.	Miami, Fla./Miami Northwestern HS
76	Jerry Beauchamp	OL	6-4	274	Fr.	Naples, Fla./Barron Collier HS
78	Christian Hughley	OL	6-2	361	Soph.	Griffin, Ga./Griffin HS
79	Alex Jones	DL	6-2	287	Soph.	Ocala, Fla./Vanguard HS
80	Jordan Rivers	WR	6-2	176	Fr.	Jacksonville, Fla./Raines HS
81	Steffon Francois	WR	5-11	165	Fr.	Miramar, Fla./McArthur HS
82	Denzel Manning	WR	6-0	180	Soph.	Detroit, Mich./Madison HS
83	Darian Baker	WR	5-7	178	Sr.	Jacksonville, Fla./Raines HS
84	Milton Williams	WR	5-9	165	Jr.	Sanford, Fla./Seminole HS
85	Demetrius Weaver	TE	6-2	266	Jr.	Pompano Beach, Fla./Blanche Ely HS
86	Ja-Quan Lumas	TE	6-3	230	Sr.	Orlando, Fla./Jones HS
88	Michael Boland	TE	6-5	233	Jr.	Dunmore, Pa./Dunmore HS/Lackawanna CC
89	Kendon Davis	WR	6-1	184	Jr.	Lauderhill, Fla./Plantation Senior HS
90	Jamal Thomas	DL	6-2	295	Soph.	Sharpsburg, Ga./East Coweta HS
91	Kevin Thompson	DL	6-4	230	Sr.	Baltimore, Md./Benjamin Franklin HS
92	Taivon Butler	DL	6-2	201	Jr.	Reidsville, Ga./Tattnall County HS/Paine
93	Anthony Meyers	DL	6-2	352	Jr.	Washington, Ga./Washington-Wilkes HS/Paine
94	Malik Slaughter	DL	6-3	270	Jr.	Louisville, Miss./Louisville HS/Northwest Mississippi CC
95	DiShawn Ray	DL	6-4	305	Sr.	Jesup, Ga./Wayne County HS
96	Gerald Nesbitt, Jr.	DE	6-4	280	Jr.	Ft. Lauderdale, Fla./Ft. Lauderdale HS
98	Daniel Palmer	DL	6-2	250	Jr.	Hartford, Conn./Hartford Public HS/Dean College
99	Samuel Kelly	DL	6-2	280	Sr.	Delray Beach, Fla./Atlantic HS

## ALPHABETICAL ROSTER

NO	NAME	POS
33	Jacquae Peart	LB
47	Werley Placide	LB
95	DiShawn Ray	DL
45	Isaiah Richard	FS
22	Diquan Richardson	SAF
68	Kevin Richardson	OL
28	Cameron Rigby	RB
80	Jordan Rivers	WR
32	Veion Robinson	LB
74	Nicholas Roos	OL
63	Jamal Savage	OL
94	Malik Slaughter	DL
34	Jason Smith, Jr.	LB
90	Jamal Thomas	DL
30	Jamaruz Thompkins	RB
91	Kevin Thompson	DL
65	Jarrett Tingle	OL
85	Demetrius Weaver	TE
75	Troy Wilkins II	OL
10	Akevious Williams	QB
25	Arthur Williams	DB
84	Milton Williams	WR
51	Tony Williams	DL
53	Torian Williams	LB
1	Jaime Wilson	WR
16	Davon Witherspoon	WR
50	DeMarcus Womack	DL

## COACHING STAFF

**Head Coach:** Terry Sims (Second season | Knoxville, 1994)  
**Asst. HC/ TEs:** Lawal McCray (Seventh season, Bethune-Cookman, 1991)  
**Assoc. HC/Def. Coord.:** Charles "Yogi" Jones (Seventh season | Pittsburgh, 1983)  
**Offensive Coordinator/QBs:** Jim Pry (Fifth season | Marshall, 1974)  
**Special Teams Coordinator:** Aashon Larkins (Second season | Lehigh, 2003)  
**Cornerbacks:** Terry Williams (18th season | Bethune-Cookman, 1988)  
**Defensive Line:** Earl Lane (Sixth season | Northwood, 1980)  
**Offensive Line:** John Powers (Seventh season | Villanova, 1990)  
**Running Backs:** Carl Franks (Third season | Duke, 1983)  
**Safeties:** Darrin Hayes (Second season | Knoxville, 1993)  
**Wide Receivers:** Will Glover (Second season | Clayton State, 2009)

## SUPPORT STAFF

**Football Operations:** Jeff Fagan (23rd season | Bethune-Cookman, 1981)  
**Player Personnel:** Jean Dessein (Second season | Bethune-Cookman, 2013)  
**Quality Control (Defense):** Ty're Simmons (First season | Bethune-Cookman, 2015)  
**Quality Control (Offense):** Terry Bradden (First season | Tuskegee, 2014)  
**Defensive Analyst:** Tim Burke (Second season | Bethune-Cookman, 2014)  
**Strength Coach:** Corliss Fingers (Second season | North Carolina, 1992)  
**Athletic Trainer:** Scott Armstrong (Third season | Texas State, 2006)  
**Media & Video Coordinator:** Lewis Goodley  
**Equipment Coordinator:** Michael Humphrey  
**Administrative Asst. to the Head Coach:** Lakiah Robinson



## WILDCATS PLAYER SPOTLIGHTS




**2 • LARRY BRIHM, JR. • R-SO • QB**

YEAR	GP-GS	YDS	TD-INT	PCT
2015	4-0	351	3-1	57.1
Career	16-1	842	7-1	60.2



**15 • FRANK BROWN • R-SO • WR**

YEAR	GP-GS	REC	YDS	TD
2015	4-3	13	133	2
Career	15-10	33	514	6




**17 • JAWILL DAVIS • SO • WR**

YEAR	GP-GS	REC	YDS	TD
2015	4-3	15	334	3
Career	19-3	20	374	3



**6 • MARQUIS DRAYTON • R-SR • SS**

YEAR	GP-GS	TACK	PBU	INT
2015	4-4	6	1	1
Career	40-20	91	10	5




**1 • ANTHONY JORDAN • GRAD • RB**

YEAR	GP-GS	RUSH	YDS	TD
2015	4-3	45	173	4
Career	35-15	306	1,380	30



**22 • DIQUAN RICHARDSON • SO • FS**

YEAR	GP-GS	TACK	TFL	PBU
2015	4-1	22	0	1
Career	4-1	22	0	1



**16 • DONALD SMITH • R-SR • LB**

YEAR	GP-GS	TACK	TFL	SACK
2015	4-4	18	2.0	0.0
Career	32-19	106	10.0	0.0



**11 • ROBERT WAY • R-SR • LB**

YEAR	GP-GS	TACK	TFL	SACK
2015	4-4	22	2.5	0.0
Career	16-4	39	6.0	0.0



**3 • QUENTIN WILLIAMS • R-SR • QB**

YEAR	GP-GS	YDS	TD-INT	PCT
2015	4-4	627	5-2	63.6
Career	37-30	4,496	21-18	61.9